

THULE[®]
SWEDEN

› **All you have to do is
enjoy the ride.**

Thule towing systems



2013

Bring your life
thule.com

ORDERS AND FITTING SUPPORT	1
THULE TOWBAR SYSTEMS (SALES INFORMATION)	2-3
Fully retractable towbars	Thule MX
Detachable towbars	Thule BMA/BMC
Fixed system	Thule Fixed
Flanged ball towbars with Euro certification	Thule Flange
Thule Connector Kit®: Transport solutions for hybrids and compact cars	4
Bike carriers for hybrids and non-towing compact cars	5
Thule wiring kits - vehicle specific and universal	6
Thule sockets, adapters, plugs (schematic overview)	7
Thule towing accessories and spare parts	8
PRODUCT INFORMATION	
Towbars - by make and vehicle model	9
Flanged balls	69
Accessories, spare parts and universal wiring kits	70
GENERAL CONDITIONS OF SALE	71
QUOTE-CALCULATOR	
LEGEND	



Ordering service

Telephone	+31 (0) 522 469 555
Fax	+31 (0) 522 469 788
E-mail	sales.ttsnl@thule.com

Our sales team is at your disposal
Monday to Friday 8:00 to 17:00.

...OR at your Thule towbar wholesaler

Fitting support

Questions about fitting a Thule towbar or
wiring kit? Need help?

Contact our Customer Service team
Monday to Friday 8:00 to 17:00.

Telephone	+31 (0) 522 469 355
Fax	+31 (0) 522 469 720
E-mail	aftersales.ttsnl@thule.com



Thule = a global towbar brand

Each Thule towbar is a top quality product developed with decades of experience.


What does that mean? A clever design, quick to fit and ready for years of intensive use, whether for professional or leisure purposes. And you can select from an up-to-date range covering all applications.

There's a Thule towbar to match every customer need, because the Thule range offers towbars that accommodate each user's preference. In most cases several systems are available for any given type of car.

Give your customer the best choice by using the information supplied below!

Thule retractable towbar (MX) - invisible yet instantly available

Now you see it, now you don't. The Thule retractable MX towbar system is invisibly stowed away behind the car bumper when not in use, but can be deployed in seconds to meet every challenge. In brief, it offers maximum ease of use without impairing the looks of the car.




Benefits:

- Instantly available
- Does not impair the car's design
- Securely fixed in place simply by pressing the towbar down
- Ergoclick™: Audible and visual indicators confirm secure fixing
- SmartTurn™ knob: Safe and easy operation
- The ball is never in the way when stowed away
- Protected against theft

Thule detachable towbar (BM models) - invisible yet available in seconds

Detachable towbars from the Thule BM series remain out of sight when not in use. The towbar can be fitted safely and easily, with one hand only. This system does not impair the car's design and makes the towbar instantly available.



Benefits:

- Easy installation of the towbar in the receiver
- Does not impair the car's design
- Securely fixed in place simply by pressing the towbar down
- Ergoclick™: Audible and visual indicators confirm secure fixing
- Safe and easy operation
- The ball is never in the way when stowed away
- Protected against theft

*: Owing to the Thule Diagonal® principle used for detachable towbars, each Thule BMA or BMC type towbar combines ease of operation with invisibility. In addition, the system is optimised for loads imposed by bike carriers (mainly vertical) as well as by trailers (mainly horizontal).

ALL towbars in the Thule range offer the following **benefits**:

- Ball made from a single piece of quality steel - no welds
- Quick fitting; in the development of its design, a good fit is the key concern
- Exhaustively tested in our own Test Centres
- Complies with compulsory and recommended standards (e.g. DIN-ISO, ECE R55, Tüv-GS and CARLOS, CityCrash)
- Safe: a Thule towbar always meets the maximum ball pressure allowed and towing weight allowed for the car.
- Wide range, even for the latest models!
- Trusted quality and guarantee of the global Thule brand
- The preferred choice of numerous car manufacturers



Thule fixed towbar - functional quality

Are you a frequent user of a towbar and are you looking for maximum value for money? Thule's fixed towbar systems combine ease of use and durability under the severest conditions. A quality choice.



Benefits:

- Towbar always at hand
- Excellent value for money
- Functional reliability
- Seamlessly integrated fastener for breakaway cable
- Meets the highest quality standards as a result of thorough testing

Thule flanged ball towbars - functional quality

For extra-heavy and off-road use, Thule offers a full range of flanged ball towbars. Suitable for fitting to passenger, commercial and off-road vehicles. With compulsory EU certification and clear specifications - of course. Wherever failure is not an option, our customers have been relying on Thule flanged balls for years.



Benefits:

- Functional quality
- Designed for professional use
- Excellent value for money
- Functional reliability
- With compulsory EU certification

See page 69 for an overview of the Thule range of flanged ball towbars.

Thule Connector® Kit - carrier system for non-towing cars

The number of hybrids and 'green' passenger cars on the roads is growing. Most of these are prevented by law, to be fitted with a towbar (non-towing vehicles). So, no bicycle rack at the rear of the vehicle then? No problem! The unique Thule Connector® Kit is a fully integrated carrier system specially designed for hybrids and non-towing cars. The unique Thule Connector® Kit is a fully integrated carrier system specially designed for hybrids and non-towing cars. Highly stable and suitable for all Thule bike carriers available. You will find the data for each vehicle type in the complete overview.

Now you too can respond to this growing market demand with an appropriate Thule solution!



Benefits:

- Suitable for connecting various transport solutions behind your car. Offers optimum fuel efficiency and accessibility
- Easy installation into the receiver
- RMC connector securely fixed in place simply by pressing it downwards
- Ergoclick™: Audible and visual indicators confirm secure fixing
- SmartTurn™ knob: safe and easy operation of the connector
- Suitable for both Thule and many third-party bicycle carriers
- Does not impair the car's design
- Protected against theft



Thule makes a full range of bike carriers for vehicles with AND without a towbar.
 The EuroClick G2 and EuroClick Ride types were developed especially for compact non-towing cars.
 These bike carriers fit on the Thule Connector® Kit.

EuroClick G2 - the premium bike carrier

Specially developed for stable fitting behind hybrids and compact non-towing cars



Benefits:

- Compatible with Thule connector kits and Thule detachable towbar systems
- Level fitting to car in one action (Click & Go)
- Wheel straps with pump buckles allow the bikes to be secured easily, quickly and safely
- Fits all bikes and wheel sizes
- Lightweight aluminium construction
- Smart, foot-operated tilt function enables convenient boot access
- Folds flat easily for simple storage, fits into most boots
- Position of rear lights can be adjusted to correspond with the width of the car
- Timeless, elegant design ('Stiftung Warentest 2011' award)

Carrier weight	17 kg
Maximum load	40 kg
Maximum number of bikes	2
Plug	13-pin
Dimensions (folded)	102x55x30 cm
Article number	9078306

EuroClick Ride - with award winning design

Specially developed for stable fitting behind hybrids and compact non-towing cars



Benefits:

- Compatible with Thule connector kits and Thule detachable towbar systems
- Level fitting to car in one action (Click & Go)
- Movable wheel holders with soft straps for safe loading
- Fits bike frames up to 70 mm and all wheel sizes
- Robust construction
- Hand-operated tilt function enables convenient boot access
- Folds flat easily for simple storage, fits into most boots
- Prominent rear lights for optimum visibility

Carrier weight	16 kg
Maximum load	36 kg
Maximum number of bikes	2
Plug	13-pin
Dimensions (folded)	105x58x30 cm
Article number	9078302

For E-bikes in particular, there is the EuroPower bicycle carrier with increased carrying capacity (for use on hybrids and light vehicles using the Thule RMC connector). See the general Thule product catalogue or visit www.thule.com

Why use a Thule vehicle-specific kit?

Why use a Thule vehicle-specific wiring kit with your Thule towbar? Vehicle electronics are becoming more and more advanced, providing ease-of-use and safety for the driver. Fitting a vehicle-specific wiring kit from Thule to your Thule towbar ensures that all the vehicle electronics (such as ESP, traction control and PDC (park distance control)) will continue functioning correctly when a trailer or bike carrier is connected to your car. For optimum safety and convenience, protects your car's electronics. Available for 7-pin and 13-pin sockets.

Benefits:

- Original, car-specific electronic safety options (such as ESP, PDC etc.) function correctly
- High-quality materials ensure operational reliability
- No unwanted interference with other automotive electronics
- Designed to meet all legal requirements (Germany, United Kingdom, Austria; 13-pin systems)
- Assembly specifically customised for the vehicle
- Available for 7-pin and 13-pin sockets



Universal wiring kits, adapters and plugs

Of course, Thule also offers a wide selection of universal wiring kits. Thule recommends fitting vehicle-specific wiring kits, which fit the type of towbar and vehicle. Thule recommends that universal wiring kits should be fitted only by highly experienced technicians. This is to prevent the occurrence of malfunctions of the electronic system and/or safety hazards due to incorrect fitting. Therefore, Thule cannot guarantee safe and correct operation when a universal wiring kit is fitted. For a full overview, see page 70.


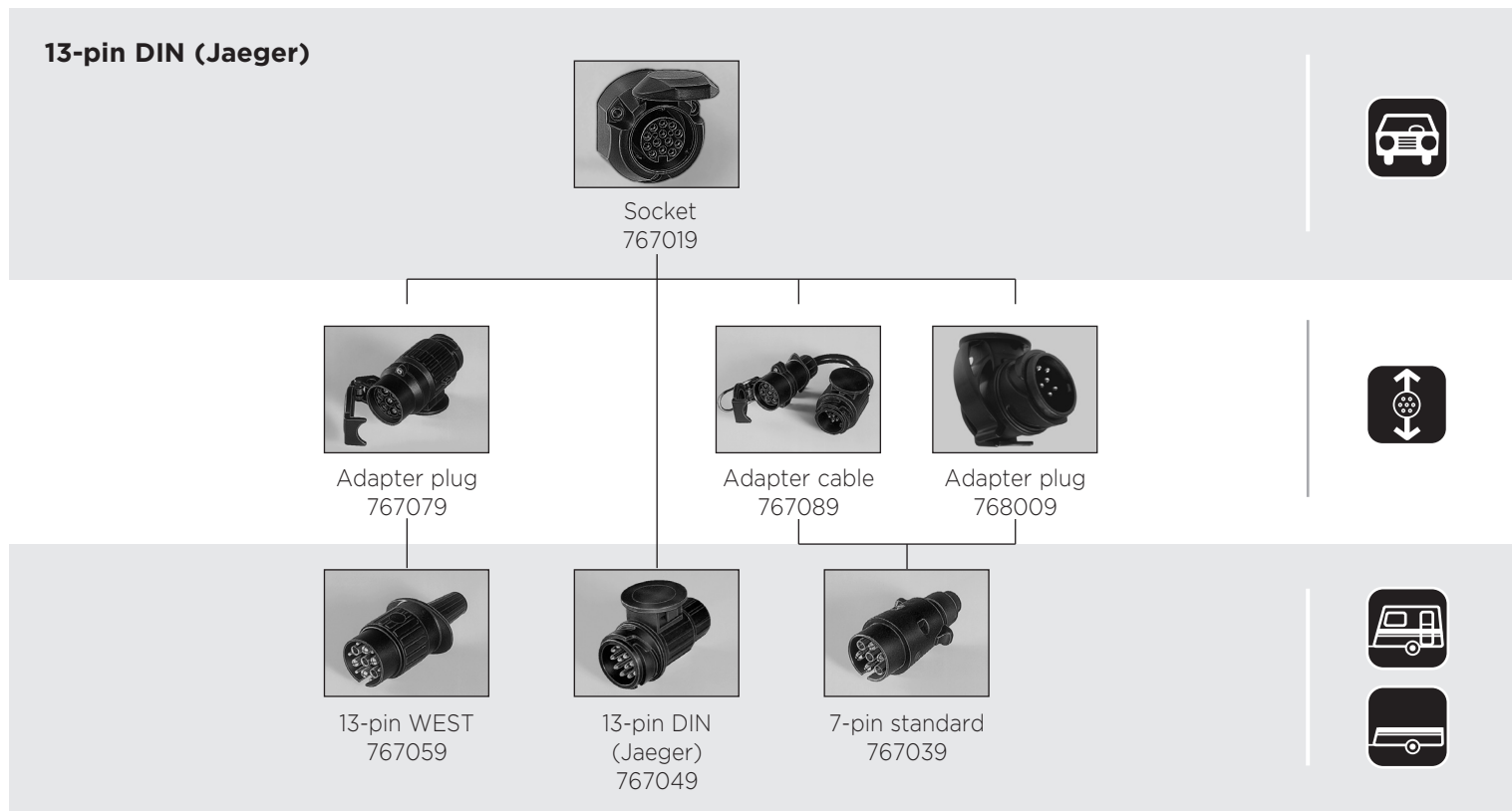


Questions about fitting Thule wiring kits? We're happy to help!

Contact our Customer Service team Monday to Friday 8:00 to 17:00.
Telephone + 31 (0) 522 469 355 Fax + 31 (0) 522 469 720

Which sockets, adapters, plugs?

Use this diagram to find the right combinations of plugs, sockets and adapters of the most frequently used systems.



Legend



Vehicle side



Adapter type



Trailer side

Accessories and spare parts

Thule offers a range of accessories and spare parts to keep the towbar system in good condition. A selection appears below; the rest of the range can be found on page 70 of this catalogue.

Dummy sets



Dummy set BMA/BMC/BMM
9077070



Dummy set BMA/BMC/BMM
(new model)
9077067

Socket plates



Clamped socket plate for swan neck with provision for breakaway cable
9520079



Bolted socket plate, right-angle, universal
9520064




Socket plate, universal
9520092



Clamped socket plate for gooseneck swan neck with provision for breakaway cable
9077935

Auxiliary couplings



Auxiliary coupling with slots
Universal model for all towbars with round ball rod. Also suitable for many detachable towbar balls. Galvanised.
Government certification number RDW-28110017
9077921



Auxiliary coupling for flanged ball
For flanged balls with 2 or 4 holes
9077975

Pouch for towbar



Pouch for towbar ball (textile)
9078022

Towbar key set



BMC lock
+ 2 keys
9077760

Keys BMA
2 Numbered keys
9099962

You can find more accessories and spare parts on page 70 of this catalogue.

Vehicle data		Towbar data							Wiring kit data								Fitting data				
FIAT																					
Panda Classic 2WD (excl. "Natural Power" version)	12-		383800	○	EC	800	5.83	60	⑦ ⑬	709281 709284		●		●					B	F	V
Panda 4WD	04-11		429500	●	EC	800	6.16	60	⑦ ⑬	709281 709284		●		●					B	F	III
Punto	93-99		232400	●	EC	1300	6.8	70	⑦	709091		●		●					A	G	II
Punto	99-03		327100	●	EC	1100	7.16	60	⑦	709101		●		●					B	F	V
Punto (excl. "Natural Power" version)	03-10		360700	●	EC	1100	7.16	60	⑦	709101		●		●					B	F	V
Punto (Pop - Easy - Lounge)	12-		525600	○	EC	1100	6.7	60	⑦ ⑬	709431 ²⁰ 709434 ²⁰		●		●		●			B	G	III
Punto (Pop - Easy - Lounge)	12-		525700	○	EC	1100	6.7	60	⑦ ⑬	709431 ²⁰ 709434 ²⁰		●		●		●			B	G	V
Punto Evo (excl. "Natural Power" version)	09-11		525600	○	EC	1100	6.7	60	⑦ ⑬	709381 709382		●		●				●	B	G	III
Punto Evo (excl. "Natural Power" version)	09-11		525700	○	EC	1100	6.7	60	⑦ ⑬	709381 709382		●		●				●	B	G	V
Punto Evo (excl. "Natural Power" version)	09-11		525700	○	EC	1100	6.7	60	⑦ ⑬	709381 709382		●		●				●	B	G	VI
Punto Evo (excl. "Natural Power" version)	09-11		525700	○	EC	1100	6.7	60	⑦ ⑬	709431 ²⁰ 709434 ²⁰	11-11	●		●					B	G	V
Punto Evo (excl. "Natural Power" version)	09-11		525700	○	EC	1100	6.7	60	⑦ ⑬	709431 ²⁰ 709434 ²⁰	11-11	●		●		●			B	G	VI
Punto Sport	03-06		392400*	●	EC	1000	7.16	60	⑦	709101		●		●					B	F	IV
Qubo (excl. "Natural Power" + Trekking version)	08-		498000		EC	1300	7.5	75	⑦ ⑬	709371 709372		●						●	C	G	III
Qubo (excl. "Natural Power" + Trekking version)	08-		498200		EC	1300	7.5	75	⑦ ⑬	709371 709372		●		●				●	C	G	IV
Qubo (excl. "Natural Power" + Trekking version)	08-		498100	●	EC	1300	7.5	75	⑦ ⑬	709371 709372		●		●				●	C	G	V
Qubo (excl. "Natural Power" + Trekking version)	08-		498100	●	EC	1300	7.5	75	⑦ ⑬	709371 709372		●		●				●	C	G	VI
Scudo	95-06		316600	○	EC	1900	10.2	80	⑦	705081				●					A	E	II
Scudo (excl. models with level regulator)	07-		480900	○	EC	2000	12.2	122	⑦ ⑬	705513 705514	07-11	●	●		●			●	A	F	III
Scudo (excl. models with level regulator)	07-		480900	○	EC	2000	12.2	122	⑦ ⑬	705513 705514	07-11	●	●		●			●	A	F	III
Scudo (excl. models with level regulator)	07-		481000	○	EC	2000	12.2	122	⑦ ⑬	705673 705674	11-	●	●	●	●				H	III	
Scudo (excl. models with level regulator)	07-		481000	○	EC	2000	12.2	122	⑦ ⑬	705673 705674	11-	●	●	●	●				H	IV	
Scudo (excl. models with level regulator)	07-		481000	○	EC	2000	12.2	122	⑦ ⑬	705513 705514	07-11	●	●		●			●	A	F	V
Scudo (excl. models with level regulator)	07-		481000	○	EC	2000	12.2	122	⑦ ⑬	705513 705514	07-11	●	●		●			●	A	F	V
Scudo (excl. models with level regulator)	07-		481000	○	EC	2000	12.2	122	⑦ ⑬	705673 705674	11-	●	●	●	●				H	VI	
Scudo (excl. models with level regulator)	07-		481000	○	EC	2000	12.2	122	⑦ ⑬	705673 705674	11-	●	●	●	●				H	VI	
Scudo (with level regulator)	08-		503900	○	EC	2000	12.2	122	⑦ ⑬	705513 705514	08-11	●	●		●			●	B	F	III
Scudo (with level regulator)	08-		503900	○	EC	2000	12.2	122	⑦ ⑬	705513 705514	08-11	●	●		●			●	B	F	IV
Scudo (with level regulator)	08-		503900	○	EC	2000	12.2	122	⑦ ⑬	705673 705674	11-	●	●	●	●				H	IV	
Scudo (with level regulator)	08-		503900	○	EC	2000	12.2	122	⑦ ⑬	705673 705674	11-	●	●	●	●				H	IV	
Scudo (with level regulator)	08-		504000	○	EC	2000	12.2	122	⑦ ⑬	705513 705514	08-11	●	●		●			●	B	F	VI
Scudo (with level regulator)	08-		504000	○	EC	2000	12.2	122	⑦ ⑬	705513 705514	08-11	●	●		●			●	B	F	VI
Scudo (with level regulator)	08-		504000	○	EC	2000	12.2	122	⑦ ⑬	705673 705674	11-	●	●	●	●				H	VI	
Scudo (with level regulator)	08-		504000	○	EC	2000	12.2	122	⑦ ⑬	705673 705674	11-	●	●	●	●				H	VI	
Scudo	07-		504100		EC	2000	12.2	122	⑦ ⑬	705513 705514	07-11	●	●		●			●	B	F	IV
Scudo	07-		504100		EC	2000	12.2	122	⑦ ⑬	705513 705514	07-11	●	●		●			●	B	F	IV
Scudo	07-		504100		EC	2000	12.2	122	⑦ ⑬	705673 705674	11-	●	●	●	●				H	V	
Scudo	07-		504100		EC	2000	12.2	122	⑦ ⑬	705673 705674	11-	●	●	●	●				H	V	
Sedici	06-		469700	●	EC	1200	7.1	50	⑦ ⑬	751291 751292				●					C	F	II
Sedici	06-		469700	●	EC	1200	7.1	50	⑦ ⑬	751291 751292				●					C	F	II
Sedici	06-		469800	●	EC	1200	7.1	50	⑦ ⑬	751291 751292				●					C	F	IV
Sedici	06-		469800	●	EC	1200	7.1	50	⑦ ⑬	751291 751292				●					C	F	IV
Stilo (excl. Abarth)	01-06		354300	●	EC	1300	7.83	60	⑦ ⑬	709241 709242		●		●					B	G	IV
Stilo (excl. Abarth)	01-06		354300	●	EC	1300	7.83	60	⑦ ⑬	709241 709242		●		●					B	G	IV
Stilo Multi Wagon (Estate) (excl. Uproad)	02-08		376600	●	EC	1300	8	60	⑦ ⑬	709251 709252				●					C	G	V
Stilo Multi Wagon (Estate) (excl. Uproad)	02-08		376600	●	EC	1300	8	60	⑦ ⑬	709251 709252				●					C	G	V
Stilo Multi Wagon (Estate) (excl. Uproad)	02-08		396700*	●	EC	1300	8	60	⑦ ⑬	709251 709252				●					C	G	VI
Stilo Multi Wagon (Estate) (excl. Uproad)	02-08		396700*	●	EC	1300	8	60	⑦ ⑬	709251 709252				●					C	G	VI

* As available

Vehicle data		Towbar data							Wiring kit data											Fitting data										
FORD																														
Galaxy (7 seats) (without level regulator)	06-		478200	○	EC	2000	12.1	80	⑦ ⑬	711913 711914		●	●	○	○										A	G	III			
Galaxy (7 seats) (without level regulator)	06-		478300	○	EC	2000	12.1	80	⑦ ⑬	711913 711914		●	●	○	○										A	G	VI			
Galaxy (7 seats) (without level regulator)	06-		471700	○	EC	2100	12.1	80	⑦ ⑬	711913 711914		●	●	○	○										C	G	XI			
Grand C-MAX	10-		538600		EC	1800	10	75	⑦ ⑬	712053 712054			●	●	○										A	H	III			
Grand C-MAX	10-		538700		EC	1800	10	75	⑦ ⑬	712053 712054			●	●	○										A	H	V			
Ka THULE CONNECTOR KIT	97-08		518245*	●				52	⑦	766001														C	H	II				
Ka THULE CONNECTOR KIT	08-		548544	○				60	⑬	712014		●												B	G	VII				
Kuga 2 + 4WD	08-		505900	○	EC	2100	10.5	105	⑦ ⑬	711991 711994		●	●	●										B	G	III				
Kuga 2 + 4WD	08-		506000	●	EC	2100	10.5	105	⑦ ⑬	711991 711994		●	●	●										B	G	V				
Kuga 2 + 4WD	08-		506200	●	EC	2100	10.5	105	⑦ ⑬	711991 711994		●	●	●										B	G	IX				
Maverick	93-01		310000		EC	3000	13.6	120	⑦	732321	93-99			●										A	F	II				
Maverick (1EZ/1N2)	01-03		386200	●	EC	2000	10	80	⑦ ⑬	766011 766012												●		A	U					
Maverick	04-		411700	○	EC	2000	10	75																A						
Mondeo Estate 2WD (4WD till 1996) (excl. models with RS bumpers)	93-00		250700	●	EC	1800	9	75	⑦	711141				●										A	F	II				
Mondeo Estate 2WD (excl. ST220)	00-07		385200	●	EC	2000	11	80	⑦ ⑬	711471 711472		●		●	●									A	G	II				
Mondeo Estate 2WD (excl. ST220) (with automatic level regulator)	00-07		385400*	●	EC	2000	11	80	⑦ ⑬	711471 711472		●		●	●									A	G	IV				
Mondeo Estate 2WD (Ambiente/Trend version) (excl. RS bumpers/ST220) (incl. bumper cover)	00-07		415300	●	EC	2000	11	80	⑦ ⑬	711471 711472		●		●	●									A	G	V				
Mondeo Estate 2WD (Ghia/Titanium version) (excl. RS bumpers/ST220) (incl. bumper cover)	00-05		415300	●	EC	2000	11	80	⑦ ⑬	711471 711472		●		●	●									A	G	V				
Mondeo Estate 2WD (Ambiente/Trend version) (excl. RS bumpers/ST220) (with automatic level regulator) (incl. bumper cover)	00-07		415500*	●	EC	2000	11	80	⑦ ⑬	711471 711472		●		●	●									A	G	V				
Mondeo Estate 2WD (Ghia/Titanium version) (excl. RS bumpers/ST220) (with automatic level regulator) (incl. bumper cover)	00-05		415500*	●	EC	2000	11	80	⑦ ⑬	711471 711472		●		●	●									A	G	V				
Mondeo Estate 2WD (Ghia/Titanium/Platinum version) (excl. RS bumpers/ST220) (incl. bumper cover)	05-07		452900*	●	EC	2000	11	80	⑦ ⑬	711471 711472		●		●	●									A	G	V				
Mondeo Estate	07-		486300	○	EC	2120	11.6	80	⑦ ⑬	711933 711934		●	●	●	●							●		A	G	III				
Mondeo Estate	07-		486400	●	EC	2120	11.6	80	⑦ ⑬	711933 711934		●	●	●	●							●		A	G	VI				
Mondeo Hatchback (excl. RS bumpers)	93-96		189900*	○	RDW	1800		75	⑦	711131				●										A	F	I				
Mondeo Hatchback 2WD (excl. RS bumpers)	96-00		250500	●	EC	1800	9	75	⑦	711131				●										B	F	II				
Mondeo Hatchback 2WD (excl. ST220)	00-07		384800	●	EC	2000	11	80	⑦ ⑬	711461 711462		●		●	●									A	F	II				
Mondeo Hatchback 2WD (Ambiente/Trend version) (excl. ST220)	00-07		384900	●	EC	2000	11	80	⑦ ⑬	711461 711462		●		●	●									A	F	IV				
Mondeo Hatchback 2WD (Ghia/Titanium version) (excl. ST220)	00-05		384900	●	EC	2000	11	80	⑦ ⑬	711461 711462		●		●	●									A	F	IV				
Mondeo Hatchback	07-		488600	○	EC	2120	11.6	80	⑦ ⑬	711933 711934		●	●	●	●							●		A	G	III				
Mondeo Hatchback	07-		488700	○	EC	2120	11.6	80	⑦ ⑬	711933 711934		●	●	●	○							●		A	G	V				

* As available

Vehicle data		Towbar data							Wiring kit data								Fitting data					
Vehicle icon	Year	Part number	EC	Weight	Length	Height	Wiring kit code	Wiring kit code	Wiring kit code	Wiring kit code	Wiring kit code	Wiring kit code	Wiring kit code	Wiring kit code	Wiring kit code	Wiring kit code	Wiring kit code	Wiring kit code	Wiring kit code	Fitting code	Fitting code	Fitting code
KIA																						
Picanto (BA) (up to chassis number KNABA24328T504269)	04-08	427300*	●	700	5	28	7	720321				●								B	F	III
Picanto (TA) (3 doors)	11-	551100	●	700	5.5	28	7	720541		●		●	S							A	F	II
Picanto (TA) (3 doors)	11-	550600	●	700	5.5	28	7	720541		●		●	S							A	F	IV
Picanto (TA) THULE CONNECTOR KIT (3 doors) (especially for bicycle carrier)	11-	550544	●			52	13	720544				●	S							A	G	V
Picanto (TA) (5 doors)	11-	551100	●	700	5.5	28	7	720541		●		●	S							A	F	II
Picanto (TA) (5 doors)	11-	550600	●	700	5.5	28	7	720541		●		●	S							A	F	IV
Picanto (TA) THULE CONNECTOR KIT (5 doors) (especially for bicycle carrier)	11-	542944*	●			52	13	720544				●	S							A	G	V
Pro_Cee'd Hatchback (ED) (3 doors)	08-	498600	○	1800	9.1	75	7	720423 ¹¹		●		●	●							A	G	V
Rio Hatchback (DC)	00-05	409300	○	1100	6.4	45	7	720231				●								A	F	II
Rio Hatchback (DE)	05-09	459400	●	1100	6.4	50	7	720361				●								B	F	IV
Rio Hatchback (DE) (5 doors) (excl. models with sport package)	09-11	536400	○	1100	6.5	60	7	720361				●								A	F	I
Rio Hatchback (DE) (5 doors) (excl. models with sport package)	09-11	536500	○	1100	6.5	60	7	720361				●								A	F	III
Rio Hatchback (UB) (3 + 5 doors)	11-	547500	●	1100	6.6	50	7	720573				●	S							A	H	V
Rio Saloon (DC)	03-05	409300	○	1100	6.4	45	7	720231				●								A	F	II
Rio Saloon (DE)	05-09	459500	○	1100	6.4	50	13	720372*				●								B	F	III
Rio Saloon (DE)	05-09	459400	●	1100	6.4	50	13	720372*				●								B	F	IV
Sephia II Saloon (FB)	98-01	355300*	○	1350	7.3	70	7	765011				●								B	U	
Shuma Hatchback (FB)	98-04	355300*	○	1350	7.3	70	7	765011				●								B	U	
Sorento (BL)	02-06	411500	●	2940	14.1	120	7	720281				●								B	E	III
Sorento (BL)	02-06	411600	●	2940	14.1	120	7	720281				●								B	E	V
Sorento (JC)	06-09	477500	●	3500	14.9	140	7	720411				●	●							B	F	III
Sorento (JC)	06-09	477600	●	3500	14.9	140	7	720411				●	●							B	F	VI
Sorento (XM) (excl. models with level regulator)	09-12	520500	●	2500	12.3	100	7	720523		●		●	●							C	G	V
Sorento (XM) (excl. models with level regulator)	09-12	520600	●	2500	12.3	100	7	720523		●		●	●							C	G	VII
Sorento (XM)	12-	564200	○																			
Sorento (XM)	12-	564400	○																			
Soul (AM)	08-	507000	●	1300	7.5	52	7	720481				●								A	F	IV
Sportage (3 + 5 doors)	94-03	250100	○	2000	9.9	70	7	766011												B	U	
Sportage (JE) (5 doors)	04-10	444100	○	2000	10.3	80	7	720331				●								B	E	II
Sportage (JE) (5 doors)	04-10	464200	○	2000	10.3	80	7	720331				●								B	E	IV
Sportage (SL)	10-	529300	○	2200	10.7	80	7	720533		●		●	S							C	H	V
							13	720534		●		●	S							C	H	V





















































* As available

11 excl. vehicles with Sport Pack

MERCEDES

Vehicle data		Towbar data							Wiring kit data										Fitting data										
Icon	Code	Icon	Part No.	EC	Weight	Height	Width	Icon	Icon	Icon	Icon	Icon	Icon	Icon	Icon	Icon	Icon	Icon	Icon	Icon	Icon	Icon	Icon	Icon	Icon				
MAZDA																													
5 (CR/CW)	05-		535500	●	EC	1200	9	75	⑦ ⑬	724533 724534					●	●										A	G	V	
5 (CR/CW)	05-		501100	●	EC	1600	9.3	85	⑦ ⑬	724533 724534					●	●										A	G	III	
6 Estate 2 + 4WD (GY/GG1) (excl. MPS)	02-07		379200	●	EC	1800	9.4	75	⑦ ⑬	724511 724514			●		●		S									D	G	VI	
6 Estate 2 + 4WD (GY) (excl. MPS)	02-05		379300	●	EC	1800	9.4	75	⑦ ⑬	724511 724514			●		●		S									D	G	IV	
6 Estate 2 + 4WD (GY/GG1) (excl. MPS)	05-07		442300	●	EC	1800	9.4	75	⑦ ⑬	724511 724514			●		●		S									D	G	VI	
6 Estate (GH)	08-		535300	○	EC	1800	9.8	100	⑦	724511	08-10		●		●		S									A	G	VII	
6 Estate (GH)	08-		535400	○	EC	1800	9.8	100	⑦	724511	08-10		●		●		S									A	G	VII	
6 Estate (GH)	08-		499500*	○	EC	1600	9.5	75	⑦	724511	08-10		●		●		S									B	G	II	
6 Hatchback 2 + 4WD (GG) (excl. MPS)	02-07		379000	●	EC	1800	9.4	75	⑦ ⑬	724511 724514			●		●		S									D	G	IV	
6 Hatchback 2 + 4WD (GG) (excl. MPS)	02-05		379100*	●	EC	1800	9.4	75	⑦ ⑬	724511 724514			●		●		S									D	G	IV	
6 Hatchback (GH)	08-		499600	○	EC	1800	9.5	75	⑦ ⑬	724511 724514			●		●		S									D	G	VII	
6 Hatchback (GH) (excl. models with "smart keyless entry system")	08-		499700	●	EC	1800	9.5	75	⑦ ⑬	724511 724514			●		●		S									D	G	III	
6 Saloon 2 + 4WD (GG) (excl. MPS)	02-07		379000	●	EC	1800	9.4	75	⑦ ⑬	724511 724514			●		●		S									D	G	V	
6 Saloon 2 + 4WD (GG) (excl. MPS)	02-05		379100*	●	EC	1800	9.4	75	⑦ ⑬	724511 724514			●		●		S									D	G	IV	
6 Saloon (GH)	08-		499600	○	EC	1800	9.5	75	⑦ ⑬	724511 724514			●		●		S									D	G	VII	
6 Saloon (GH) (excl. models with "smart keyless entry system")	08-		499700	●	EC	1800	9.5	75	⑦ ⑬	724511 724514			●		●		S									D	G	III	
626 Hatchback (5 doors) (GF)	97-02		261000	○	EC	1800	9.3	75	⑦ ⑬ ⑦	724161 724164 724171	97-99 97-99 00-02				●										B	G	V		
626 Saloon (GF)	97-02		261000	○	EC	1800	9.3	75	⑦ ⑬	724161 724164	97-99 97-99				●											B	G	IV	
B2500 4WD (excl. models with rear step bumper)	99-06		373600*		EC	2800	14.1	125	⑦ ⑬	766011 766012																A	U	III	
B2500 4WD (excl. models with rear step bumper)	99-06		482600		EC	3000	15	125	⑦ ⑬	766011 766012																A	U	III	
BT-50 4WD (excl. models with rear step bumper)	07-11		482600		EC	3000	15	125	⑦ ⑬	766011 766012																A	U	III	
BT-50 2 + 4WD (with stepbumper)	12-		554900		EC	3500	17.2	225	⑬	712064			●	●	●	○										A	F	VI	
BT-50 2 + 4WD (with underrun protector)	12-		557400		EC	3500	17.2	225	⑬	712064			●	●	●	○										A	F	VI	
CX-5 (J53C)	12-		554600		EC	2100	10.8	88	⑦ ⑬	724541 724544			●		●	●										A	G	III	
CX-5 (J53C)	12-		554700		EC	2100	10.8	88	⑦ ⑬	724541 724544			●		●	●										A	G	V	
Demio (J13N)	00-02		344600		EC	1250	6.7	50	⑦	724461					●											A	F	III	
MPV (6 seats)	03-05		409800	○	EC	2000	10.8	85	⑦	724461					●											B	F	IV	
Premacy	99-05		392500	○	EC	1600	8.4	75	⑦	724461					●											B	F	III	
Tribute	01-03		386200	●	EC	2000	10	80	⑦ ⑬	766011 766012																A	U	III	
Tribute	04-05		411700	○	EC	2000	10	75																		A			
Xedos 6 (CA)	92-99		205000*	●	RDW	1700		75																		D			
MERCEDES																													
190 Series Saloon (W201) (excl. 16V)	83-93		138300	●	RDW	1500		75	⑦	727231					●												B	E	IV

* As available

Vehicle data		Towbar data							Wiring kit data											Fitting data		
																						
MERCEDES																						
200 Series Convertible (C124)	85-95		219400		RDW	1900	75	⑦	727103			●	●						D H VI			
200 Series Coupé (C124) (excl. Sportline)	85-95		219400		RDW	1900	75	⑦	727103			●	●						D H VI			
200 Series Estate (S124) (including E-Series from 1993) (excl. Sportline)	86-95		188200*		RDW	1900	75	⑦	727111*			●	●						B H IV			
200 Series Saloon (W124) (excl. 500E)	85-95		219400		RDW	1900	75	⑦	727103			●	●						D H VI			
300 Series Convertible (C124)	85-95		219400		RDW	1900	75	⑦	727103			●	●						D H VI			
300 Series Coupé (C124) (excl. Sportline)	85-95		219400		RDW	1900	75	⑦	727103			●	●						D H VI			
300 Series Estate (S124) (including E-Series from 1993) (excl. Sportline)	86-95		188200*		RDW	1900	75	⑦	727111*			●	●						B H IV			
300 Series Saloon (W124) (excl. 500E)	85-95		219400		RDW	1900	75	⑦	727103			●	●						D H VI			
A Series (W168)	97-04		332500	○	EC	1000	6.2	50	⑦	727003			●	●					A H III			
A Series (W168)	97-04		332600	○	EC	1000	6.2	50	⑦	727003			●	●					A H V			
A Series (W169)	04-12		443000	○	EC	1500	8.5	80	⑦	727433			●	●	○	○			A H IV			
A Series (W169)	04-12		443100	○	EC	1500	8.5	80	⑦	727433			●	●	○	○			A H VI			
A Series (W176)	12-		567500		EC				⑦	727573			●	●	D	D	D		H			
A Series (W176)	12-		567600		EC				⑦	727573			●	●	D	D	D	●	H			
B Series (W245)	05-11		443000	○	EC	1500	8.5	80	⑦	727433			●	●	○	○			A H IV			
B Series (W245)	05-11		443100	○	EC	1500	8.5	80	⑦	727433			●	●	○	○			A H VI			
B Series (W246)	11-		552100		EC	1500	9.2	80	⑦	727573			●	●	D	D	D	●	A H III			
B Series (W246)	11-		552200		EC	1500	9.2	80	⑦	727573			●	●	D	D	D	●	A H V			
B Series (W246)	11-		552300	○	EC	1500	9.2	80	⑦	727573			●	●	D	D	D	●	C H XI			
C Series Estate (S202) (excl. AMG)	96-00		288300	●	EC	1650	9.1	75	⑬	727314	96-97	●	●						B H V			
C Series Estate (S202) (excl. AMG)	96-00		288400	●	EC	1650	9.1	75	⑬	727314	96-97	●	●						B H VIII			
C Series Estate (S203) (excl. AMG)	01-07		352600		EC	1500	8.5	75	⑬	727414		●	●	○	○				C G VI			
C Series Estate (S203) (excl. AMG)	01-07		432700		EC	1500	8.5	75	⑬	727414		●	●	○	○				C G VII			
C Series Estate (S204) (excl. AMG) (excl. models with level regulator)	07-		493400	●	EC	1900	10.2	100	⑦	727533		●	●	D	D				B H IV			
C Series Estate (S204) (excl. AMG) (excl. models with level regulator)	07-		493500	●	EC	1900	10.2	100	⑦	727533		●	●	D	D				B H VII			
C Series Estate (S204) (excl. AMG) (excl. models with level regulator)	07-		472000	○	EC	1900	10.2	100	⑦	727533		●	●	D	D				B H X			
C Series Estate AMG package (S204) (excl. models with level regulator)	07-11		528500	●	EC	1900	10.2	100	⑦	727533		●	●	D	D				B H VII			
C Series Saloon (W202) (excl. AMG) (from chassisnr. A032470/F020798)	93-00		288300	●	EC	1650	9.1	75	⑦	727303	93-97	●	●						B G V			
C Series Saloon (W202) (excl. AMG) (from chassisnr. A032470/F020798)	93-00		288400	●	EC	1650	9.1	75	⑦	727303	93-97	●	●						B G VII			
Supplementary kit for C Series Saloon (W202) until chassis no. A032470/F020798	93-94		9070223																			
C Series Saloon (W203) (excl. CLK/Sport-Coupé/AMG)	00-07		352600		EC	1500	8.5	75	⑬	727414		●	●	○	○				C G VI			
C Series Saloon (W203) (excl. CLK/Sport-Coupé/AMG)	00-07		432700		EC	1500	8.5	75	⑬	727414		●	●	○	○				C G VII			
C Series Saloon (W204) (excl. AMG) (excl. models with level regulator)	07-		493400	●	EC	1900	10.2	100	⑦	727533		●	●	D	D				B H IV			
C Series Saloon (W204) (excl. AMG) (excl. models with level regulator)	07-		493400	●	EC	1900	10.2	100	⑬	727534		●	●	D	D				H IV			

* As available

Vehicle data		Towbar data							Wiring kit data										Fitting data									
MITSUBISHI																												
Lancer Sportback	08-12		479500	EC	1400	8.3	70		729471					●	●									A	G	III		
									729474					●	●									A	G	IV		
Lancer Sportback	08-12		499900	EC	1400	8.3	70		729471					●	●									A	G	V		
									729474					●	●									A	G	VI		
Lancer Sport Saloon (CYO)	07-12		479600	EC	1400	8.3	70		729441					●	●									A	H	VI		
									729444					●	●									A	H	VII		
L200 Pick-up 4WD	96-06		299400	EC	2700	13.8	110		729131					●										A	E	II		
L200 Pick-up 4WD	06-09		488300	EC	2700	14	115		729411					●										A	H	V		
L200 Pick-up 4WD	06-09		488400	EC	2700	14	115		729411					●										A	H	V		
Outlander Sport 2 + 4WD	03-		409000	EC	1500	8.7	75		729361					●										A	E	II		
									729364					●										A	F	III		
Outlander Sport 2 + 4WD	03-		409100	EC	1500	8.7	75		729361					●										A	E	IV		
									729364					●										A	F	V		
Outlander 2 + 4WD (5 + 7 seats) (with fold down bumper)	07-12		530000	EC	2000	10.8	100		729431				●	●	●									B	G	V		
									729432				●	●	●									B	F	V		
Pajero (V2/4)	91-00		237000	EC	3300	15	135							●										A				
Pajero (V60) (short wheel base) (high ball position 52,5cm)	00-02		342300	EC	2800	13.3	115		729171					●										A	E	II		
Pajero (long wheel base)	02-06		468100*	EC	3300	15.2	135		729171					●										B	E	V		
Pajero (V80) (short wheel base)	07-		470300	EC	3300	16.3	140		729421					●								●		B	G	IV		
									729424					●										B	G	V		
Pajero (V80) (short wheel base)	07-		470500	EC	3300	16.3	140		729421					●								●		B	G	V		
									729424					●										B	G	VI		
Pajero (V80) (short wheel base)	07-		470400	EC	3300	16.3	140		729421					●								●		B	G	VII		
									729424					●										B	G	VIII		
Pajero (short wheel base)	02-06		351000	EC	2800	13.3	115		729171					●										A	E	III		
Pajero (short wheel base)	02-06		468200*	EC	2800	13.3	115		729171					●										A	E	V		
Pajero (V90) (long wheel base)	07-		470300	EC	3300	16.3	140		729421					●										B	G	IV		
									729424					●										B	G	V		
Pajero (V90) (long wheel base)	07-		470500	EC	3300	16.3	140		729421					●								●		B	G	V		
									729424					●										B	G	VI		
Pajero (V90) (long wheel base)	07-		470400	EC	3300	16.3	140		729421					●								●		B	G	VII		
									729424					●										B	G	VIII		
Pajero Pinin (short + long wheel base)	00-05		300400	EC	1400	9.2	75		729191					●										A	E	III		
Pajero Sport	98-		298400	EC	2800	13.6	115		729181					●										A	F	III		
Shogun (V2/4)	91-00		237000	EC	3300	15	135							●										A				
Space Runner 2 + 4WD (N1)	91-98		195300*	EC	1800	9	90		765011					●										B	U			
									765022					●								●		B	U			
Space Star	98-06		283200	EC	1400	7.7	75		729261					●										A	F	II		
Space Wagon 2 + 4WD (N80/N90)	99-03		295300*	EC	1600	10	80		729241*					●										A	F	II		
NISSAN																												
Almera Hatchback (N15)	95-00		246400*	EC	1560	7.9	75							●										A				
Almera Hatchback (N16)	00-06		266700	EC	1500	8.1	75		732033					●										A	F	II		
Almera Saloon (N16)	00-06		286600	EC	1500	8	75		732331					●										A	F	III		
Almera Tino (V10)	00-06		277000	EC	1500	8.8	75		732363					●										A	F	II		
									732364					●								●		A	F	II		
Double Cab 4WD (MD22)	98-05		283400*	EC	2300	13	100		766011															A	U			
									766012													●		A	U			
Double Cab 4WD (D22)	00-05		387400*	EC	3000	14.8	120		766011															D	U			
									766012													●		D	U			
Interstar Chassis Cabine (excl. L2) (double wheels) (front wheel drive)	10-		547400	EC	3500	17.3	120		742773 ⁴					●										B	F	III		
									742774 ⁴					●										B	F	III		
									742783 ²					●										B	F	III		
									742784 ²					●										B	F	III		

* As available

2 For cars without prepared connector
4 For cars with prepared connector

Vehicle data		Towbar data							Wiring kit data												Fitting data																			
NISSAN																																								
Primastar	03-		560100	EC	2000	12	80	7	742501 ⁴	06-	●	●														A	F	II												
								13	742504	06-	●	●														F	II													
Primera Estate W11	98-01		274800	EC	1650	9	75	7	732241	98-99		●														B	E	III												
								7	732273	99-01		●														F	III													
Primera Estate P12	02-08		334800	EC	1850	9.5	75	7	732503			●														B	E	II												
Primera Hatchback P12	02-08		382800	EC	1850	9.4	75	7	732513			●														B	E	II												
Qashqai (J10) (5 seats) (excl. models with rear styling plate)	07-		497600	EC	1400	8.7	75	7	732583			●	●													A	F	II												
								13	732584			●	●													F	II													
Qashqai (J10) (5 seats) (excl. models with rear styling plate)	07-		551900	EC	1400	8.7	75	7	732583			●	●													A	F	IV												
								13	732584			●	●													F	IV													
Qashqai (J10) (7 seats)	08-		497600	EC	1400	8.7	75	7	732583			●	●													A	F	II												
								13	732584			●	●													F	II													
Qashqai (J10) (7 seats)	08-		551900	EC	1400	8.7	75	7	732583			●	●													A	F	IV												
								13	732584			●	●													F	IV													
Serena C23 RAR	92-01		339100*	EC	1650	9.6	80	7	732281			●														A	F	III												
Single Cab 4WD (D22)	00-04		387200	EC	3000	14.8	120	7	765011			●														D	U													
								13	765022			●														U														
Terrano II	93-02		310000	EC	3000	13.6	120	7	732321			●														A	F	II												
Tiida Hatchback	07-12		462700	EC	1300	7.5	75																			B														
Tiida Saloon	07-12		462700	EC	1300	7.5	75																			B														
Vanette E Van (C23) RAR	92-		339100*	EC	1650	9.6	80	7	765011			●														A	U													
								13	765022			●														U														
X-Trail (T30)	02-07		359200	EC	2300	10.5	100	7	732481			●														B	E	III												
								13	732482*			●														G	IV													
X-Trail (T30)	02-07		359300	EC	2300	10.5	100	7	732481			●														B	E	VI												
								13	732482*			●														G	VII													
X-Trail (T31)	07-		493700	EC	2200	10.6	100	7	732601			●														B	G	III												
								13	732604		●	●														H	V													
X-Trail (T31)	07-		493800	EC	2200	10.6	100	7	732601			●														B	G	V												
								13	732604		●	●														H	VII													
OPEL																																								
Agila	00-08		372700	EC	800	5.65	35	7	751191			●														B	E	II												
Agila	00-08		372800	EC	800	5.65	35	7	751191			●														B	E	IV												
Agila (only for 1.2 Liter petrol version)	08-		498900	EC	200	4.2	50	7	751311			●														#	F	III												
								13	751314			●														F	IV													
Agila (only for 1.2 Liter petrol version)	08-		499000	EC	200	4.2	50	7	751311			●														#	F	V												
								13	751314			●														F	VI													
Agila THULE CONNECTOR KIT	08-		514947	EC			52	7	751311			●														#	F	IV												
Agila THULE CONNECTOR KIT	08-		514944	EC			52	13	751314			●														#	F	VI												
Ampera THULE CONNECTOR KIT	11-		552540	EC			52	13	735874			●													B	F	V													
Antara (excl. models with Flex-Fix system)	06-		463800	EC	2000	11	80	7	735783 ⁷	06-08																B	F	II												
								13	735784 ⁷	06-08	●															F	III													
								7	707213	06-11			●	S												G	V													
								13	707214	06-11			●	S												G	V													
								7	735783 ⁷	11-			●													F	II													
								13	735784 ⁷	11-			●													F	III													
Antara (excl. models with Flex-Fix system)	06-		463900	EC	2000	11	80	7	735783 ⁷	06-08																B	F	V												
								13	735784 ⁷	06-08	●															F	V													
								7	707213	06-11			●	S												G	VII													
								13	707214	06-11			●	S																										

OPEL












































Vehicle data		Towbar data							Wiring kit data												Fitting data									
OPEL																														
Astra G Caravan (Estate)	98-04		300100	EC	1500	8.5	75		00-04	●		●																A	G	III
Astra H Caravan (Estate)	04-10		440000	EC	1650	9.5	75			●	●	○	●	●														A	F	II
Astra H Caravan (Estate)	04-10		440600	EC	1650	9.5	75			●	●	○	●	●														A	F	IV
Astra J Sports Tourer (excl. models with Flex-Fix system)	10-		539600	●	EC	1800	9.6	75			●	●	●	●														B	G	III
Astra J Sports Tourer (excl. models with Flex-Fix system)	10-		539700	●	EC	1800	9.6	75			●	●	●	●														B	G	VI
Astra G Coupé	00-06		417300	EC	1500	8.5	75			●		●															A	F	II	
Astra G Coupé	00-06		417400	●	EC	1500	8.5	75			●		●														A	F	IV	
Astra H GTC	05-11		454000	EC	1650	9.5	75			●	●	○	●	●													A	H	IV	
Astra H GTC	05-11		434100	EC	1650	9.5	75			●	●	○	●	●													A	H	V	
Astra G Hatchback	98-03		417300	EC	1500	8.5	75		00-03	●		●																A	G	II
Astra G Hatchback	98-03		417400	●	EC	1500	8.5	75		00-03	●		●															A	G	IV
Astra H Hatchback (excl. OPC)	04-09		454000	EC	1650	9.5	75			●	●	○	●	●														A	F	II
Astra H Hatchback (excl. OPC)	04-09		434100	EC	1650	9.5	75			●	●	○	●	●														A	F	IV
Astra J Hatchback (5 doors) (excl. models with Flex-Fix system)	09-		526900	●	EC	1800	9.6	75			●	●	●	●														B	G	III
Astra J Hatchback (5 doors) (excl. models with Flex-Fix system)	09-		527000	●	EC	1800	9.6	75			●	●	●	●														B	G	VI
Astra G Saloon	98-04		417300	EC	1500	8.5	75		00-04	●		●																A	G	II
Astra G Saloon	98-04		417400	●	EC	1500	8.5	75		00-04	●		●															A	G	IV
Combo	12-		526300	EC	1500	9.2	60			●		●	●															B	G	III
Combo	12-		526400	EC	1500	9.2	60			●		●	●															B	G	VI
Combo CNG	12-		541200	●	EC	1000	7	60			●		●	●														A	G	V
Corsa Combo Van	96-02		472500	EC	1200	7.1	50																					A	E	IV
Corsa Combo Van	02-11		381500	●	EC	1002	6.6	50			●		●															A	G	II

15 If check-control also order extension kit for Opel: 761559
17 Opel with prepared connector 12-pins black
18 For cars without REC

OPEL

Vehicle data		Towbar data							Wiring kit data										Fitting data						
OPEL																									
Insignia Sports Tourer 4WD (excl. OPC)	09-		522200	●	EC	2000	11	85		735843 735844					●	S						B	G	IV	
Insignia Sports Tourer 4WD (excl. OPC)	09-		522300	●	EC	2000	11	85		735843 735844					●	S						B	G	VI	
Insignia Sports Tourer 4WD (excl. OPC)	09-		522400	●	EC	2000	11	85		735843 735844					●	S						B	G	IX X	
Meriva (excl. OPC)	03-10		446800	●	EC	1300	7.9	60		735743 735744					●							A	F	IV IV	
Meriva (excl. 1.3CDTi) (excl. models with Flex-Fix system)	10-		532700	●	EC	1300	8.3	75		735863 735864					●	●	●	●				A	G	III III	
Meriva (excl. 1.3CDTi) (excl. models with Flex-Fix system)	10-		532800	●	EC	1300	8.3	75		735863 735864					●	●	●	●				A	G	VI VI	
Monterey (UBS25/69)	92-98		196500*		EC	3300	15.4	135		766011 766012											●	A	U	U	
Movano Chassis Cabine (excl. L2) (double wheels) (front wheel drive)	10-		547400		EC	3500	17.3	120		742773 ⁴ 742774 ⁴ 742783 ² 742784 ²					●							B	F	III III III III	
Movano Chassis Cabine (excl. L2) (single wheels) (front wheel drive)	10-		542800		EC	3000	15.8	100		742773 ⁴ 742774 ⁴ 742783 ² 742784 ²					●							B	F	III III III III	
Movano Pick-up	98-10		286800*		EC	2300	13.7	100		766011 766012											●	A	U	U	
Movano Van	98-10		281800		EC	2300	14.3	100		742101 742421	98-03				●							A	E	II II	
Movano Van (front wheel drive) (for vehicles with & without footboard)	10-		532400		EC	3000	14.3	100		742763 742764					●							B	F	III III	
Omega B Caravan (Estate) (excl. models with level regulator)	94-03		214100*	●	EC	2100	11	85		735371 ¹⁵ 735113 ¹⁷ 735112 ¹⁷	00-03	●			●					●		B	E	III III III	
Omega B Caravan (Estate) (excl. models with level regulator)	94-03		468500	●	EC	2100	11	75		735371 ¹⁵ 735113 ¹⁷ 735112 ¹⁷	00-03	●			●					●		B	E	IV IV IV	
Signum (incl. 3.0-V6)	03-09		386400		EC	2000	10.7	80		735693 735694					●	○						A	E	II II	
Signum (incl. 3.0-V6)	03-09		418900		EC	2000	10.7	80		735693 735694					●	○						A	E	V V	
Sintra	96-99		241600	●	EC	2000	10.9	75		765011 765022					●						●	A	U	U	
Vectra Caravan (Estate)	97-03		421000		EC	1700	9.3	75		735461 735113 ¹⁷ 735112 ¹⁷	00-03	●			●					●		A	F	II II II	
Vectra Caravan (Estate)	97-03		421100		EC	1700	9.3	75		735461 735113 ¹⁷ 735112 ¹⁷	00-03	●			●					●		A	F	III III III	
Vectra Caravan (Estate) (excl. OPC)	03-08		423600		EC	2000	10.7	80		735693 735694					●	○						A	E	II II	
Vectra Caravan (Estate) (excl. OPC)	03-08		430700		EC	2000	10.7	80		735693 735694					●	○						A	E	V V	
Vectra Hatchback 2WD	95-02		321700		EC	1700	9.3	75		735431 735113 ¹⁷ 735112 ¹⁷	00-02	●			●							C	E	II III III	
Vectra Hatchback 2WD	95-02		427700*	●	EC	1700	9.3	75		735431 735113 ¹⁷ 735112 ¹⁷	00-02	●			●					●		C	E	V V V	

* As available
 2 For cars without prepared connector
 4 For cars with prepared connector
 15 If check-control also order extension kit for Opel: 761559
 17 Opel with prepared connector 12-pins black

Vehicle data			Towbar data						Wiring kit data										Fitting data							
			           						        										  							
PEUGEOT																										
Partner	97-08		268600	●	EC	1100	7	70	(7) 705011 (13) 705314	97-02 02-08				●									A	F	I	
Partner	97-08		455600	○	EC	1100	7	70	(7) 705011 (13) 705314	97-02 02-08				●									A	F	IV V	
Partner (short version)	08-		505400		EC	1300	7.83	70	(7) 705513 (13) 705514 (7) 705673 (13) 705674	08-11 08-11 11- 11-	●	●		●				●					A	F	III III H III H IV	
Partner (short version)	08-		505500		EC	1300	7.83	70	(7) 705513 (13) 705514 (7) 705673 (13) 705674	08-11 08-11 11- 11-	●	●		●				●					A	F	V VI H VI H VI	
Partner Tepee	08-		505400		EC	1300	7.83	70	(7) 705513 (13) 705514 (7) 705673 (13) 705674	08-11 08-11 11- 11-	●	●		●				●					A	F	III III H III H IV	
Partner Tepee	08-		505500		EC	1300	7.83	70	(7) 705513 (13) 705514 (7) 705673 (13) 705674	08-11 08-11 11- 11-	●	●		●				●					A	F	V VI H VI H VI	
Partner Tepee Outdoor	08-		505400		EC	1300	7.83	70	(7) 705513 (13) 705514 (7) 705673 (13) 705674	08-11 08-11 11- 11-	●	●		●				●					A	F	III III H III H IV	
Partner Tepee Outdoor	08-		505500		EC	1300	7.83	70	(7) 705513 (13) 705514 (7) 705673 (13) 705674	08-11 08-11 11- 11-	●	●		●				●					A	F	V VI H VI H VI	
PORSCHE																										
Cayenne	02-		359000	●	EC	3500	16.3	140																A		
RENAULT																										
Clio (excl. Sport V6)	98-05		255500		EC	1200	6.2	75	(7) 741011* (7) 741051	98-01 01-05				●									A	E	II II	
Clio (excl. Sport V6)	98-05		255000*	○	EC	1200	6.2	75	(7) 741011* (7) 741051	98-01 01-05				●									A	E	III III	
Clio (excl. RS/GT)	05-12		445000		EC	1200	7	75	(7) 742471 (13) 742472 (7) 742651 (13) 742654	05-09 05-09 09-12 09-12				●									A	G	II II G II G III	
Clio (excl. RS/GT)	05-12		445100	○	EC	1200	7	75	(7) 742471 (13) 742472 (7) 742651 (13) 742654	05-09 05-09 09-12 09-12				●									A	G	III IV G IV G IV	
Clio Estate	08-		500500		EC	1200	7.6	75	(7) 742651 (13) 742654 (13) 742584*		●			●									A	G	II III G III	
Clio Estate	08-		500600		EC	1200	7.6	75	(7) 742651 (13) 742654 (13) 742584*		●			●									A	G	IV V G V	
Espace (J66/JE)	96-02		299200	●	EC	2100	11.7	85	(7) 742041 (7) 742051	97-98 99-02	●	●											A	G	III III	
Espace (short wheel base)	02-		327400	○	EC	2000	11.3	80	(7) 742361 (13) 742362					●									B	G	III III	
Espace (short wheel base)	02-		327500	○	EC	2000	11.3	80	(7) 742361 (13) 742362					●									B	G	V V	
























































































































































































































































* As available

ROVER

Vehicle data			Towbar data							Wiring kit data										Fitting data												
Vehicle data																																
RENAULT																																
Mégane Scénic	96-01			265800		EC	1400	8	75		742131	96-99																A	G	II		
												742134	96-99																		H	IV
												742141	99-01																		G	II
Mégane Scénic	96-01			265900*		EC	1400	8	75		742131	96-99																A	G	IV		
												742134	96-99																		H	V
												742141	99-01																		G	IV
Mégane Sport Tourer (excl. GT/GT-Line)	09-			523100		EC	1500	8.2	75		742683							S									B	H	IV			
											742684							S													H	IV
Mégane Sport Tourer (excl. GT/GT-Line)	09-12			523200		EC	1500	8.2	75		742683							S									B	H	VI			
											742684							S													H	VI
Mégane Sport Tourer (excl. GT/GT-Line)	09-			559300		EC	1500	8.2	75		742683							S													H	VI
											742684							S													H	VI
Modus (excl. for models with bicyclecarrier preparation)	04-08			361800		EC	900	5.77	75		742431																A	F	I			
Modus (excl. for models with bicyclecarrier preparation)	08-			480100		EC	900	5.77	75		742431																A	F	II			
Modus (excl. for models with bicyclecarrier preparation)	04-			480200		EC	900	5.77	75		742431																A	F	IV			
Scénic	01-03			385800		EC	1400	8	75		742141																B	G	III			
Scénic	01-03			385900*		EC	1400	8	75		742141																B	G	IV			
Scénic	03-			512500		EC	1350	8.1	75		742401	03-09						S								B	G	II				
											742412	03-09																		G	III	
											742711	09-11																			G	III
											742713																				H	IV
											742714																				H	IV
Scénic	03-			512600		EC	1350	8.1	75		742401	03-09						S									B	G	IV			
											742412	03-09																			G	V
											742711	09-11																			G	V
											742713																				H	VI
											742714																				H	VI
Scénic RX4	00-03			345800		EC	1300	7.74	65		742141																B	G	IV			
Trafic Van	01-			560100		EC	2000	12	80		742501 ⁴	06-															A	F	II			
											742504	06-																			F	II
Twingo	93-98			260300*		EC	450	3.3	25		742251																A	G	I			
Twingo	98-07			270300		EC	600	3.9	25		742251	98-04															A	G	I			
Twingo	07-			554000		EC	350	2.78	65		742531	07-11						S								A	E	I				
											742534	07-11																			F	II
											742791	12-																			G	I
											742794	12-																			H	II
ROVER																																
25	00-05			266500		EC	1200	6.8	70																		B					
75	99-05			258700		EC	1600	9.15	100																		A					
200 Series Hatchback (RF)	95-99			266500		EC	1200	6.8	70																		B					
SAAB																																
9-3 (excl. Convertible)	98-02			224400		EC	1600	8.5	75		765011																A	U				
											765022																				U	
9-3	03-			377300		EC	1600	9	75		745023																B	E	III			
											745024																				E	III
9-3	03-			427500		EC	1600	9	75		745023																B	E	V			
											745024																				E	V
9-3 Convertible	03-07			427500		EC	1600	9	75		745023																B	E	V			
											745024																				E	V
9-3 Sporthatch (Estate)	05-			449200		EC	1600	9	75		745023																B	E	III			
											745024																				E	III

* As available

4 For cars with prepared connector

Vehicle data			Towbar data							Wiring kit data												Fitting data						
																												
SAAB																												
9-3 Sporthatch (Estate)	05-		449300		EC	1600	9	75		745023 745024																B	E	V
9-5 Estate (without level regulator)	00-10		269100		EC	1800	9.5	75		745011 ⁴ 745012 ⁴																A	E	I
9-5 Estate (without level regulator)	00-10		269200		EC	1800	9.5	75		745011 ⁴ 745012 ⁴																A	E	III
9-5 Saloon (without level regulator)	98-10		269100		EC	1800	9.5	75		745011 ⁴ 745012 ⁴																A	E	I
9-5 Saloon (without level regulator)	98-10		269200		EC	1800	9.5	75		745011 ⁴ 745012 ⁴																A	E	III
9-5 Saloon 2WD	10-		535900*		EC	2000	11.3	85		735863 735864																C	G	IV
9-5 Saloon 2WD	10-		536000		EC	2000	11.3	85		735863 735864																C	G	VI
900 Coupé	94-98		224400		EC	1600	8.5	75		765011 765022																A	U	U
900 Hatchback	93-98		224400		EC	1600	8.5	75		765011 765022																A	U	U
SEAT																												
Alhambra (excl. models with reversing sensors)	95-00		270200		EC	2100	11.2	85		746021 746024	99-00															B	G	III
Alhambra	00-10		350000		EC	2100	11.2	85		746024																A	H	IV
Alhambra	00-10		468300		EC	2100	11.2	85		746024																A	H	VI
Alhambra	10-		537200		EC	2500	12.4	100		756753 756754																B	H	IV
Alhambra (incl. bumper cover)	10-		537300		EC	2500	12.4	100		756753 756754																C	H	VI
Altea (excl. Copa)	04-		446600		EC	1600	9.1	75		746253 746254																A	G	III
Altea (excl. Copa) (incl. bumper cover)	04-09		446700		EC	1400	8.2	75		746253 746254																A	G	VI
Altea (excl. Copa)	09-		519200		EC	1400	8.2	75		746253 746254																B	G	VI
Altea Freetrack 2 + 4WD	07-		446600		EC	1600	9.1	75		746253 746254																		


















































Vehicle data		Towbar data							Wiring kit data											Fitting data																																																																																																																																																																																																																																																																																																																																																																																																																																																																																																																																																																																																																																																																																																																																						

SUBARU

Vehicle data		Towbar data							Wiring kit data												Fitting data						
SSANGYONG																											
Rexton	02-06		412300		EC	3500	14.5	140		⑦	745541													A	F	III	
										⑬	745544														F	IV	
Rexton	02-06		412200*		EC	3500	14.5	140		⑦	745541													A	F	V	
										⑬	745544														F	VI	
Rexton	06-		484800		EC	3500	15.3	140		⑦	745541													A	F	III	
										⑬	745544														F	III	
Rexton (excl. models with reversingsensors)	06-		484700*	●	EC	3500	15.3	140		⑦	745541													A	F	V	
										⑬	745544														F	VI	
Rodius	05-		458600		EC	2850	14	140																B			
SUBARU																											
Forester (with level regulator) (excl. 2L Turbo)	97-08		402300		EC	2135	10	85		⑦	7500114	97-05												A	F	II	
										⑦	750161	05-08													E	II	
Forester (with level regulator) (excl. 2L Turbo)	97-08		482500		EC	2135	10	85		⑦	7500114	97-05												A	F	IV	
										⑦	750161	05-08													E	IV	
Forester	08-		502900	●	EC	2000	10	80		⑦	750191													B	F	II	
										⑬	750194														G	IV	
Forester	08-		503000	●	EC	2000	10	80		⑦	750191													B	F	IV	
										⑬	750194														G	V	
G3X Justy 4WD	04-07		414500		EC	800	5.4	50		⑦	751251													C	E	II	
Impreza Estate 2 + 4WD (incl. WRX STi version)	93-07		353400		EC	1600	8.6	75																B			
Impreza Saloon 2 + 4WD (incl. WRX STi version)	93-07		353400		EC	1600	8.6	75																B			
Impreza Hatchback (excl. WRX)	07-12		508600	●	EC	1600	8.7	75		⑦	750181													C	E	II	
										⑬	750184														E	III	
Impreza Hatchback (excl. WRX)	07-12		508700	●	EC	1600	8.7	75		⑦	750181													C	E	IV	
										⑬	750184														E	V	
Justy 4WD	97-03		492800	○	EC	1100	6	50		⑦	765011													B	U		
										⑬	765022														U		
Justy 2WD	07-11		432300		EC	1000	6.1	50		⑦	708261													B	G	IV	
Legacy Estate (BD/BG)	94-99		219200	○	RDW	1600		75		⑦	7500114	97-99												A	F	II	
Legacy Estate (BE/BH) (with level regulator)	97-04		256200	○	EC	1800	9.3	75		⑦	7500114													B	F	II	
Legacy Estate (BE/BH)	99-04		329200	●	EC	1800	9.3	75		⑦	7500114													B	F	II	
Legacy Estate (BL/BP)	04-09		466400	○	EC	2000	10.1	85		⑬	750154													B	F	IV	
Legacy Estate (BL/BP)	04-09		466500	○	EC	2000	10.1	85		⑬	750154													B	F	VI	
Legacy Estate (BM/BR)	09-		530600	●	EC	1800	9.76	80		⑦	750201													B	G	IV	
										⑬	750204														G	V	
Legacy Estate (BM/BR)	09-		530700	○	EC	1800	9.76	80		⑦	750201													B	G	VI	
										⑬	750204														G	VII	
Legacy Outback (BE/BH)	97-99		256200	○	EC	1800	9.3	75		⑦	7500114													B	F	II	
Legacy Outback (BE/BH) (with level regulator)	99-04		329300	●	EC	1880	9.7	75		⑦	7500114													B	F	III	
Legacy Outback (BL/BP)	04-09		466400	○	EC	2000	10.1	85																B			
Legacy Outback (BL/BP)	04-09		466500	○	EC	2000	10.1	85																B			
Legacy Outback (BM/BR)	09-		524600	○	EC	2000	10.05	82		⑦	750201													B	G	III	
										⑬	750204														G	IV	
Legacy Outback (BM/BR)	09-		524700	○	EC	2000	10.05	82		⑦	750201													B	G	V	
										⑬	750204														G	VI	
Legacy Saloon (BM/BR)	09-		530600	●	EC	1800	9.76	80		⑬	750214													B	G	IV	
Legacy Saloon (BM/BR)	09-		530500	○	EC	1800	9.76	80		⑬	750214													B	G	VI	
Trezia	11-		539400		EC	850	5.6	50		⑦	754101													A	E	I	
										⑬	754104														G	III	
Trezia	11-		539500		EC	850	5.6	50		⑦	754101													A	E	III	
										⑬	754104														G	V	
XV	12-		554800	○	EC	1600	8.93	75		⑬	750224													A	G	VI	
SUZUKI																											
Alto (YG4)	02-06		378600		EC	750	4.5	30		⑦	751231													B	E	IV	

* As available






































































































4 For cars with prepared connector

Vehicle data			Towbar data							Wiring kit data										Fitting data		
																						
SUZUKI																						
Alto	09-		516400	●	EC	600	4.2	50	⑦ ⑬	751311 751314										B	F	II III
Alto	09-		516500*	●	EC	600	4.2	50	⑦ ⑬	751311 751314										B	F	IV V
Alto THULE CONNECTOR KIT	09-		516647	●				50	⑦	751311										B	F	II
Alto THULE CONNECTOR KIT	09-		516644*	●				50	⑬	751314										B	F	IV
Baleno Estate	96-02		252100		EC	1200	6.9	75												A		
Grand Vitara	98-05		435900		EC	1800	10	75	⑦ ⑬	751171 751172										A	E	III IV
Grand Vitara (3 doors) (convertible)	99-04		435900		EC	1800	10	75	⑦ ⑬	751171 751172										A	E	III IV
Grand Vitara XL-7	01-06		435900		EC	1800	10	75	⑦ ⑬	751171 751172										A	E	III IV
Grand Vitara (3 doors)	05-11		440500	●	EC	1600	8.85	85	⑦ ⑬	751281 751282										A	F	IV IV
Grand Vitara (3 doors) (without spare wheel on backdoor)	11-		541700	●	EC	1600	8.85	85	⑦ ⑬	751281 751282										B	F	IV V
Grand Vitara (5 doors) (long ball)	05-10		444700	●	EC	2000	10.5	85	⑦ ⑬	751281 751282										A	F	IV IV
Grand Vitara (5 doors) (without spare wheel on backdoor)	10-		535100	●	EC	2000	10.85	85	⑦ ⑬	751281 751282										A	F	II III
Grand Vitara (5 doors) (without spare wheel on backdoor)	10-		534900	●	EC	2000	10.85	85	⑦ ⑬	751281 751282										A	F	IV V
Grand Vitara (5 doors) (with spare wheel on backdoor)	12-		444700	●	EC	2000	10.5	85	⑦ ⑬	751281 751282										A	F	IV IV
Ignis 2WD (JSA)	00-03		351600		EC	800	5.1	50	⑦	751121										B	E	II
Ignis 2 + 4WD (TSM) (excl. Sport)	03-06		414500		EC	800	5.4	50	⑦	751251										C	E	II
Jimny	98-		455900		EC	1300	6.9	75	⑦ ⑦	751071 751213	98-02 02-									A	F	IV V
Jimny Convertible	98-06		455900		EC	1300	6.9	75	⑦ ⑦	751071 751213	98-02 02-06									A	F	IV V
Kizashi Sport 2WD	10-		537400	●	EC	1700	9.5	75	⑦ ⑬	751331 751332		●	●	S						B	G	III III
Kizashi Sport 2WD	10-		537500	●	EC	1700	9.5	75	⑦ ⑬	751331 751332		●	●	S						B	G	V V
Kizashi Sport AWD	10-		537400	●	EC	1700	9.5	75	⑦ ⑬	751331 751332		●	●	S						B	G	III III
Kizashi Sport AWD	10-		537500	●	EC	1700	9.5	75	⑦ ⑬	751331 751332		●	●	S						B	G	V V
Liana Hatchback	01-07		438700	●	EC	1200	6.9	75	⑦	751221										C	F	III
Splash (only for 1.2 Liter petrol version)	08-		498900		EC	200	4.2	50	⑦ ⑬	751311 751314										#	F	III IV
Splash (only for 1.2 Liter petrol version)	08-		499000	●	EC	200	4.2	50	⑦ ⑬	751311 751314										#	F	V VI
Swift Hatchback 2WD (MZ)	05-10		484600	●	EC	1000	6	60	⑦ ⑬	751261 751262										B	E	IV IV
Swift Hatchback 2WD (AZG) (3 + 5 doors) (excl. Sport)	10-		534300	●	EC	1000	6	60	⑦ ⑬	751341 751342		●	●	S						#	F	VI VI
Swift Hatchback 4WD	97-02		492800	●	EC	1100	6	50	⑦ ⑬	765011 765022										B	U	IV IV
Swift Hatchback 4WD	06-10		477700		EC	1000	6	60	⑦ ⑬	751261 751262										B	E	IV V
SX4 2 + 4WD	06-		469700	●	EC	1200	7.1	50	⑦ ⑬	751291 751292										C	F	II II
SX4 2 + 4WD	06-		469800	●	EC	1200	7.1	50	⑦ ⑬	751291 751292										C	F	IV IV

























































* As available

Vehicle data		Towbar data							Wiring kit data													Fitting data												
Icon		↔	🔧	🔌	🔪	✓	🚙	D	📌	🔌	↔	🚫	CAN	⚡	📶	🔌	⚡	🔌	🔌	🔌	🔌	🔌	🔌	🔌	🔌	🔌	⚡	🔌	🔌	€				
TOYOTA																																		
Corolla Hatchback (E12)	02-07		🔧		⊙		EC	1300	7.9	55	⑦					753781			●													A	G	V
Corolla Saloon (E110)	97-02			🔧	⊙		EC	1200	7.1	75	⑦					765011			●									●			A	U	U	
Corolla Saloon (E12)	02-07			🔧	⊙		EC	1300	7.9	55	⑦					753801			●												A	F	II	
Corolla Saloon (E15)	07-10			🔧	⊙		EC	1635	8.6	60	⑦					753961			●												B	E	II	
Corolla Saloon (E15)	07-10			🔧	⊙		EC	1635	8.6	60	⑦					753961			●												B	E	IV	
Corolla Verso (E12)	02-04			🔧	⊙		EC	1400	8.2	55	⑦					753771			●												A	G	III	
Corolla Verso (R1)	04-07			🔧	●		EC	1450	8.6	60	⑦					753881			●											B	F	II		
Corolla Verso (R1)	04-07			🔧	●		EC	1400	8.6	60	⑦					753881			●										●		B	F	V	
Corolla Verso (R1)	04-07			🔧	●		EC	1400	8.6	60	⑦					753882			●											●	B	G	V	
FunCruiser (A1) (3 + 5 doors)	94-99			🔧			EC	1755	9	75	⑦					753681	94-97		●											A	F	II		
FunCruiser (A1) (3 + 5 doors)	94-99			🔧			EC	1755	9	75	⑦					753381	97-99		●												A	H	III	
Hi-Ace 2WD (H12) (short + long wheelbase)	95-08			🔧			EC	2000	11.9	75	⑦					753301			●											A	F	II		
Hi-Ace 2WD (H12/H2) (SWB + LWB)	95-			🔧			EC	2000	12.1	80	⑦					753301			●											A	F	II		
Hi-Ace 4WD (H18) (short + long wheelbase)	95-08			🔧			EC	2000	11.9	75	⑦					753301			●											A	F	II		
Hi-Ace 4WD (H18/H2) (SWB + LWB)	95-			🔧			EC	2000	12.1	80	⑦					753301			●											A	F	II		
Hi-Lux 4WD (N2) with flat bumper (only towball piece, for underrun protector order art. No. 9070086)	05-			🔧			EC	2800	13.8	120	⑦					753931			●											A	F	II		
Hi-Lux 4WD (N2) without rear bumper (only towball piece, for underrun protector order art. No. 9070086)	05-			🔧			EC	2800	13.8	120	⑦					753931			●											A	F	II		
Hi-Lux Underrun protector for 408100/408200	05-															9070086														A				
Hi-Lux 2 + 4WD (N26) (with stepbumper)	09-			🔧			EC	3122	14.4	120	⑦					753931			●											B	F	III		
Hi-Lux 4WD (N25/26) (models with original underrun protector)	10-			🔧			EC	2858	13.8	120	⑦					753931			●											A	F	II		
IQ THULE CONNECTOR KIT (excl. models with sportbumper)	09-				⊙					52	⑬					754014			●											B	G	V		
Landcruiser Challenger (J9)	96-02			🔧			EC	3500	14.7	140	⑦					753701	96-97		●											A	F	III		
Landcruiser (J100)	98-			🔧			EC	3500	16.6	150	⑦					753831	02-		●											A	F	IV		
Landcruiser (J100)	98-			🔧			EC	3500	18.6	180	⑦					753831	02-		●											A	F	IV		
Landcruiser 120 (3 doors) (J125)	02-			🔧	●		EC	3500	16.3	140	⑦					753841			●										●	B	F	III		
Landcruiser 120 (3 doors) (J125)	02-			🔧	●		EC	3500	16.3	140	⑦					753842			●												●	B	G	V
Landcruiser 120 (5 doors) (J120)	02-			🔧	●		EC	3500	16.3	140	⑦					753841			●												●	B	F	III
Landcruiser 120 (5 doors) (J120)	02-			🔧	●		EC	3500	16.3	140	⑦					753842			●												●	B	G	IV
Landcruiser 120 (5 doors) (J120)	02-			🔧	●		EC	3500	16.3	140	⑦					753841			●												●	B	F	III
Landcruiser 120 (5 doors) (J120)	02-			🔧	●		EC	3500	16.3	140	⑦					753842			●												●	B	G	V
Landcruiser V8 (J200)	08-			🔧	⊙		EC	3500	17.4	140	⑦					753971			●											●	B	G	II	
Landcruiser V8 (J200)	08-			🔧	⊙		EC	3500	17.4	140	⑦					753974			●												●	B	G	III
Landcruiser V8 (J200)	08-			🔧	⊙		EC	3500	17.4	140	⑦					753971			●												●	B	G	V
Landcruiser V8 (J200)	08-			🔧	⊙		EC	3500	17.4	140	⑦					753974			●												●	B	G	VI
Landcruiser V8 (J200)	08-			🔧	⊙		EC	3500	17.4	140	⑦					753971			●												●	B	G	II
Landcruiser V8 (J200)	08-			🔧	⊙		EC	3500	17.4	140	⑦					753974			●												●	B	G	IV
Landcruiser 150 (J150/155)	09-			🔧	●		EC	3500	15.8	120	⑦					754051		●	●											D	G	IV		
Landcruiser 150 (J150/155)	09-			🔧	●		EC	3500	15.8	120	⑦					754054		●	●											D	G	V		
Landcruiser 150 (J150/155)	09-			🔧	●		EC	3500	15.8	120	⑦					754051		●	●											D	G	VI		
Landcruiser 150 (J150/155)	09-			🔧	●		EC	3500	15.8	120	⑦					754054		●	●											D	G	VII		
Picnic (SXM10)	96-01			🔧	⊙		EC	1500	8.5	60	⑦					753411			●											A	G	III		
Previa (R30)	00-05			🔧			EC	1600	10.1	75	⑦					753521			●											A	H	IV		
Previa (R30)	00-05			🔧			EC	1600	10.1	75	⑦					753521			●											A	H	VI		
Prius II THULE CONNECTOR KIT	03-09				⊙					52	⑦					766001														B	H	III		
Prius II THULE CONNECTOR KIT	03-09				⊙					52	⑬					753984		●	●											●	B	H	VI	
Prius III (W30) THULE CONNECTOR KIT	09-				⊙					60	⑬					754044			●	●										A	H	VII		
Prius + (W40) THULE CONNECTOR KIT	12-				⊙					60	⑬					754124		●	●											C	H	VII		
RAV4 (A1) (3 + 5 doors)	94-99			🔧			EC	1755	9	75	⑦					753681	94-97		●											A	F	II		
RAV4 (A1) (3 + 5 doors)	94-99			🔧			EC	1755	9	75	⑦					753381	97-99		●												A	H	III	

* As available












































Vehicle data		Towbar data						Wiring kit data										Fitting data						
																								
VOLKSWAGEN																								
Beetle (excl. models with reversingsensors)	99-06		321000	○	EC	1500	8.2	75	 	766091 766092		●	●	●					●	#	U			
Beetle Convertible (excl. models with reversingsensors)	03-05		321000	○	EC	1500	8.2	75	 	766091 766092		●	●	●					●	#	U			
Bora 2WD	98-05		524900	○	EC	1500	8.3	75		756011				●						A	E		I	
Bora 2WD	98-05		297800	○	EC	1500	8.3	75		756011				●						A	E		II	
Bora Variant (Estate) 2WD	99-04		261300	●	EC	1500	8.3	75	 	756021 756022				●						A	E		I	
Bora Variant (Estate) 2WD	99-04		261400	●	EC	1500	8.3	75	 	756021 756022				●						A	E		III	
Caddy Van	95-03		313300	○	EC	1000	6.3	75		756271				●						A	E		I	
Caddy Van (incl. Life) (incl. bumper inner fitting)	04-12		465000*		EC	1650	9.4	80	 	756593 756594		●	●	●	○	○			●	A	G		III	
Caddy Van (incl. Life) (incl. bumper inner fitting)	04-		565000		EC	1500	9.4	80	 	756593 756594		●	●	●	○	○			●	A	G		IV	
Caddy Van (incl. Life) (incl. bumper inner fitting)	04-12		465200*	○	EC	1650	9.4	80	 	756593 756594		●	●	●	○	○			●	A	G		IV	
Caddy Van (incl. Life) (incl. bumper inner fitting)	04-		565200	○	EC	1500	9.4	80	 	756593 756594		●	●	●	○	○			●	A	G		V	
Caddy Van (incl. Life) (incl. bumper inner fitting) (excl. Ecofuel)	04-12		465100*	○	EC	1650	9.4	80	 	756593 756594		●	●	●	○	○			●	A	G		VI	
Caddy Van (incl. Life) (incl. bumper inner fitting) (excl. Ecofuel)	04-		565100	○	EC	1500	9.4	80	 	756593 756594		●	●	●	○	○			●	A	G		V	
Caddy Van 4Motion (incl. bumper inner fitting)	08-12		465000*		EC	1650	9.4	80	 	756593 756594		●	●	●	○	○			●	A	G		III	
Caddy Van 4Motion (incl. bumper inner fitting)	08-		565000		EC	1500	9.4	80	 	756593 756594		●	●	●	○	○			●	A	G		IV	
Caddy Van 4Motion (incl. bumper inner fitting)	08-12		465200*	○	EC	1650	9.4	80	 	756593 756594		●	●	●	○	○			●	A	G		IV	
Caddy Van 4Motion (incl. bumper inner fitting)	08-		565200	○	EC	1500	9.4	80	 	756593 756594		●	●	●	○	○			●	A	G		V	
Caddy Van 4Motion (incl. bumper inner fitting)	08-12		465100*	○	EC	1650	9.4	80	 	756593 756594		●	●	●	○	○			●	A	G		VI	
Caddy Van 4Motion (incl. bumper inner fitting)	08-		565100	○	EC	1500	9.4	80	 	756593 756594		●	●	●	○	○			●	A	G		V	
Caddy Maxi Van (incl. Life) (incl. bumper inner fitting)	08-12		465000*		EC	1650	9.4	80	 	756593 756594		●	●	●	○	○			●	A	G		III	
Caddy Maxi Van (incl. Life) (incl. bumper inner fitting)	08-		565000		EC	1500	9.4	80	 	756593 756594		●	●	●	○	○			●	A	G		IV	
Caddy Maxi Van (incl. Life) (incl. bumper inner fitting)	08-12		465200*	○	EC	1650	9.4	80	 	756593 756594		●	●	●	○	○			●	A	G		IV	
Caddy Maxi Van (incl. Life) (incl. bumper inner fitting)	08-		565200	○	EC	1500	9.4	80	 	756593 756594		●	●	●	○	○			●	A	G		V	
Caddy Maxi Van (incl. Life) (incl. bumper inner fitting)	08-12		465100*	○	EC	1650	9.4	80	 	756593 756594		●	●	●	○	○			●	A	G		VI	
Caddy Maxi Van (incl. Life) (incl. bumper inner fitting)	08-		565100	○	EC	1500	9.4	80	 	756593 756594		●	●	●	○	○			●	A	G		V	
CC Coupé	12-		539000	○	EC	2200	11.3	90	 	756573 756574		●	●	●	○	○			●	A	G		III	
CC Coupé	12-		539100*	○	EC	2200	11.3	90	 	756573 756574		●	●	●	○	○			●	A	G		VI	
Crafter Chassis Cab (3T/3.5T) (SWB 3250mm) (for vehicles with & without footboard)	06-		511200		EC	3500	17.2	140	 	727473 727474		●	●	●	●	○			●	A	G		IV	
Crafter Chassis Cab (3T/3.5T/4.6T) (MWB 3665mm, LWB 4350mm)	06-		511200		EC	3500	17.2	140	 	727473 727474		●	●	●	●	○			●	A	G		IV	
Crafter Chassis Cab (5T) (SWB 3250mm, MWB 3665mm)	06-		511400		EC	3500	20.2	150	 	727473 727474		●	●	●	●	○			●	A	G		V	

* As available

Vehicle data		Towbar data							Wiring kit data											Fitting data				
																								
VOLKSWAGEN																								
Passat Variant (Estate) 2WD	10-		539000	●	EC	2200	11.3	90	⑦	756573		●	●	●	○	○						A	G	III
									⑬	756574		●	●	●	○	○	●						G	IV
Passat Variant (Estate) 2WD	10-		539100*	○	EC	2200	11.3	90	⑦	756573		●	●	●	○	○						A	G	VI
									⑬	756574		●	●	●	○	○	●						G	VI
Passat Variant (Estate) 4Motion	05-10		450500	●	EC	2200	11.3	85	⑦	756573		●	●	●	○	○						A	G	III
									⑬	756574		●	●	●	○	○	●						G	IV
Passat Variant (Estate) 4Motion (incl. bumper cover) 	05-10		450600	●	EC	2200	11.3	85	⑦	756573		●	●	●	○	○						A	G	V
									⑬	756574		●	●	●	○	○	●						G	V
Passat Variant (Estate) 4Motion	05-10		460500*	●	EC	2200	11.3	85	⑦	756573		●	●	●	○	○						A	G	X
									⑬	756574		●	●	●	○	○	●						G	X
Polo Hatchback (6N)	94-99		224000		RDW	1200		50	⑦	756331												A	E	I
Polo Hatchback (6N)	99-01		344000	○	EC	1000	6.2	50	⑦	756191				●								A	F	I
Polo Hatchback (6N)	99-01		344100*	○	EC	1000	6.2	50	⑦	756191				●								A	F	III
Polo Hatchback (9N) (excl. Fun version)	02-09		392000	●	EC	1200	6.9	50	⑦	756451	02-05			●								A	E	I
									⑦	756621	05-09			●	●								G	II
Polo Hatchback (9N) (excl. Fun version)	02-09		392300	●	EC	1200	6.9	50	⑦	756451	02-05			●								A	E	III
									⑦	756621	05-09			●	●								G	IV
Polo Hatchback (6R)	09-		531900	○	EC	1200	7	85	⑦	748173		●	●	●	○							B	H	III
									⑬	748174		●	●	●	○								H	IV
Polo Hatchback (6R)	09-		523000	●	EC	1200	7	85	⑦	748173		●	●	●	○							B	H	V
									⑬	748174		●	●	●	○								H	VI
Polo Hatchback BlueMotion	10-		531900	○	EC	1200	7	85	⑦	748173		●	●	●	○							B	H	III
									⑬	748174		●	●	●	○								H	IV
Polo Hatchback BlueMotion	10-		532000	●	EC	1200	7	85	⑦	748173		●	●	●	○							B	H	VI
									⑬	748174		●	●	●	○								H	VI
Polo Hatchback CrossPolo	10-		531900	○	EC	1200	7	85	⑦	748173		●	●	●	○							B	H	III
									⑬	748174		●	●	●	○								H	IV
Polo Hatchback CrossPolo	10-		532000	●	EC	1200	7	85	⑦	748173		●	●	●	○							B	H	VI
									⑬	748174		●	●	●	○								H	VI
Polo Saloon Classic	96-99		298800	●	EC	1100	6.4	50	⑦	756331												A	E	I
Polo Variant (Estate)	97-01		298800	●	EC	1100	6.4	50	⑦	765011				●								A	U	
									⑬	765022				●			●						U	
Scirocco THULE CONNECTOR KIT	08-		511144	●				60	⑬	756706		●	●	●								B	G	VII
Sharan (excl. models with reversingsensors)	95-00		270200	●	EC	2100	11.2	85	⑦	746021				●								B	G	III
									⑬	746024	99-00	●		●									H	IV
Sharan (incl. 4WD)	00-10		350000		EC	2100	11.2	85	⑬	746024		●		●								A	H	IV
Sharan (incl. 4WD)	00-10		468300	○	EC	2100	11.2	85	⑬	746024		●		●								A	H	VI
Sharan	10-		537200	●	EC	2500	12.4	100	⑦	756753		●	●	●	●	●						B	H	IV
									⑬	756754		●	●	●	●	●							H	IV
Sharan (incl. bumper cover) 	10-		537300	●	EC	2500	12.4	100	⑦	756753		●	●	●	●	●						C	H	VI
									⑬	756754		●	●	●	●	●							H	VII
Sharan	10-		538400	●	EC	2500	12.4	100	⑦	756753		●	●	●	●	●						C	H	XI
									⑬	756754		●	●	●	●	●							H	XI
Tiguan TOWKIT (excl. R-Line)	07-		493340	●	EC	2500	12	100	⑬	756694		●	●	●	○							A	H	XII
Tiguan (incl. R-Line)	07-		491300	○	EC	2500	12	100	⑦	756693		●	●	●	○							A	H	IV
									⑬	756694		●	●	●	○								H	IV
Tiguan (incl. R-Line)	07-		491400	●	EC	2500	12	100	⑦	756693		●	●	●	○							A	H	VI
									⑬	756694		●	●	●	○								H	VI
Tiguan (excl. R-Line)	07-		493300	●	EC	2500	12	100	⑦	756693		●	●	●	○							A	H	X
									⑬	756694		●	●	●	○								H	XI
Touareg	02-04		359000	●	EC	3500	16.3	140	⑬	756614		●	●	●	●		●					A	H	V
Touareg	05-		449000	●	EC	3500	16.3	140	⑬	756614	05-10	●	●	●	●		●					A	H	VI
									⑦	756794	10-	●	●	○	○	○	●						H	VI
Touareg	02-10		469100	●	EC	3500	16.4	140	⑬	756614		●	●	●	●		●					A	H	VIII
Touareg	10-		469100		EC	3500	16.4	140	⑦	756794		●	●	○	○	○	●					A	H	VIII
Touran	03-		356600	●	EC	1500	8.9	75	⑦	756743		●	●	●	●	●						A	H	III
									⑬	756744		●	●	●	●	●							H	III












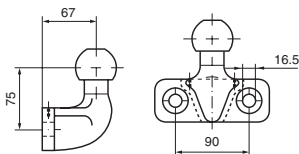
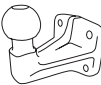
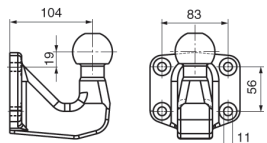
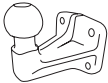
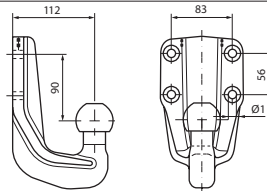

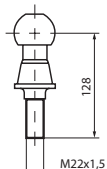
* As available

VOLVO

Vehicle data		Towbar data						Wiring kit data									Fitting data						
																							
VOLKSWAGEN																							
Touran (incl. bumper cover)	03-07		456700	●	EC	1800	10	75	(7) 756743 (13) 756744			●	●	●	●	●					A	H	V
Touran	07-		480600	●	EC	1800	10	75	(7) 756743 (13) 756744			●	●	●	●	●					A	H	VI
Touran BlueMotion	10-		356600	●	EC	1500	8.9	75	(7) 756743 (13) 756744			●	●	●	●	●					A	H	III
Touran BlueMotion	10-		480600	●	EC	1800	10	75	(7) 756743 (13) 756744			●	●	●	●	●					A	H	VI
Transporter T4 Pick-up	91-02		208700		EC	2000	11.5	100	(7) 756241					●							A	F	II
Transporter T4 Van	90-95		206800	●	RDW	2000		75	(7) 756421 (13) 756422					●				●			A	G	II
Transporter T4 Van (excl. V6) (incl. bumper inner fittings 9070669)	96-02		266900		EC	2500	13	100	(7) 756421 (13) 756422	96-98				●				●			A	G	II
Transporter T5 Multivan (excl. models with reversingsensors)	03-		426900		EC	2800	14	120	(7) 756631 (13) 756632 (7) 756733 (13) 756734	03-09 03-09 09- 09-			●	●	●	○		●			B	E	I
Transporter T5 Multivan (excl. models with reversingsensors)	03-		437100		EC	2800	14	120	(7) 756631 (13) 756632 (7) 756733 (13) 756734	03-09 03-09 09- 09-			●	●	●	○		●			B	E	I
Transporter T5 Multivan	03-		468400		EC	2800	14	120	(7) 756631 (13) 756632 (7) 756733 (13) 756734	03-09 03-09 09- 09-			●	●	●	○		●			B	E	IV
Transporter T5 Pick-up	03-		404200		EC	2800	14	120	(7) 756651 (7) 756733 (13) 756734	03-09 09- 09-			●	●	●	○					A	F	III
Transporter T5 Van (excl. models with reversingsensors)	03-		437100		EC	2800	14	120	(7) 756631 (13) 756632 (7) 756733 (13) 756734	03-09 03-09 09- 09-			●	●	●	○		●			B	E	I
Transporter T5 Van (excl. models with reversingsensors)	03-		426900		EC	2800	14	120	(7) 756631 (13) 756632 (7) 756733 (13) 756734	03-09 03-09 09- 09-			●	●	●	○		●			B	E	I
Transporter T5 Van	03-		468400		EC	2800	14	120	(7) 756631 (13) 756632 (7) 756733 (13) 756734	03-09 03-09 09- 09-			●	●	●	○		●			B	E	IV
Up THULE CONNECTOR KIT	12-		552844					52	(13) 756774			●	●	●	●						B	H	VI
Vento	92-98		205400*	●	EC	1500	7.9	75	(7) 765011 (13) 765022					●				●			B	U	U
VOLVO																							
850 Estate	93-97		215800		EC	1800	9.5	75	(7) 759041			●	●								B	G	III
850 Estate	93-97		346000	○	EC	1800	9.5	75	(7) 759041			●	●								B	G	VI
C30 Hatchback (excl. DRIVE 2008-2009)	06-		485300	●	EC	1600	8.9	75	(7) 759221 (13) 759224			●	●								A	G	III
C30 Hatchback (excl. DRIVE 2008-2009)	06-		485400	●	EC	1600	8.9	75	(7) 759221 (13) 759224			●	●								A	G	V
C30 DRIVE Hatchback (without Start/Stop)	10-		485300	●	EC	1600	8.9	75	(7) 759221 (13) 759224			●	●								A	G	III
C30 DRIVE Hatchback (without Start/Stop)	10-		485400	●	EC	1600	8.9	75	(7) 759221 (13) 759224			●	●								A	G	V
C70 Convertible	99-05		346000	○	EC	1800	9.5	75	(13) 759113					●							B	E	VI
C70 Coupé	99-02		346000	○	EC	1800	9.5	75	(13) 759113					●							B	E	VI

* As available

Flanged ball towbars

									
FLANGED BALLS									
Flanged ball (2 holes)		9078032			EC	3500	18.50	225	
Flanged ball (4 holes; suitable for ALKO coupling)		9077410			EC	3500	18.50	150	
Flanged ball (4 holes; low ball height)		9077589			EC	3500	25.00	200	
Ball		9077981			EC	3500	18.50	150	

New Thule Towstep

Greatly improves the accessibility to the load space and to the roof of the vehicle



Benefits:

- Vehicle specific versions available, for optimum fit to the vehicle
- Easy fitting: footboard fits directly onto the mounting of the flange ball
- Flange ball remains available for towing
- Durable construction, for professional use

First versions available from spring 2013 onwards

	Description	⚡	⚡	Premounted sockets
UNIVERSAL WIRING KITS				
766001	7-pin Euro kit	•		
765011	7-pin universal wiring kits with 1.5 metre cable	•		
766011	7-pin universal wiring kit with 2.1 metre cable			•
761639	7-pin universal kit for BMW E30 / E32 / E34 / E36		•	
761649	7-pin universal kit for US models			
766091	7-pin universal kit including module (suitable for various vehicles with CAN bus connection)	•	•	
766092	13-pin universal kit including module (suitable for various vehicles with CAN bus connection)	•	•	
766101	7-pin universal kit including module (suitable for various vehicles with CAN bus connection), with longer cable		•	•
766012	13-pin universal wiring kit with 2.1 metre cable			•
765022	13-pin universal wiring kit, including switched supply pin 10	•		•
765032	13-pin West universal wiring kit, including switched supply pin 10	•		•
EXTENSION KITS				
764129	Extension kit power supply + 30 (pin 9)			
764139	Extension kit battery charge + 15 (pin 10)			
761719	Extension kit, 7P-->13P, 5-core kit + socket	•		
SOCKETS				
761759	Socket 7P including rubber cap	•		
767129	Socket 7P with microswitch, including rubber cap	•		
764059	Socket 7p with side entry	•		
767019	Socket 13p including rubber cap	•		
767139	Socket 13p with microswitch, including fitting materials	•		
767029	Socket 13P West including rubber cap	•		
SOCKET SEALS				
762469	Socket seal for socket (round)			
762999	Socket seal for socket (with two flat sides)			
762989	Right-angle socket seal for socket (with two flat sides)			
764019	Socket seal for socket with side entry (with two flat sides)			
ADAPTERS				
768009	Adapter plug 13P (car) --> 7P (trailer)			
767089	Adapter cable 13P (car) --> 7P (trailer)			
767079	Adapter plug 13P (car) --> 7P West (trailer)			
768019	Adapter plug 7P (car) --> 13P (trailer)			
767099	Adapter cable 13P West (car) --> 13P (trailer)			
PLUGS				
767039	Plug 7P			
767049	Plug 13P			
767059	Plug 137P West			
SECURITY HOUSINGS				
9077038	Security housing for BMC 2 (short ejector pin)			
9077039	Security housing (SmartClick) for BMC (long ejector pin)			

New Thule Universal Trailer simulator

Compact, portable set to check a towbar wiring kit on correct installation

The following functions can be tested:

- Reverse lights
- Power supply pin 9 (+30)
- Foglight disconnection
- Battery charge pin 10 (+15)
- All basic lights
- C2 - control
- PDC disconnection (Park Distance Control)
- Art. ref. 765069



For more parts, see page 8 of this catalogue.

CLAUSE 1. APPLICABILITY

- 1.1 These General Conditions shall apply to all inquiries, offers and Agreements in which one or more of the subsidiaries and/or participations of Thule Towing Systems B.V. (hereinafter called "Thule") act or acts as a seller of goods.
- 1.2 Variations to these General Conditions may only be agreed upon in writing.
- 1.3 Any other general conditions, irrespective of the name given thereto, of the contracting party of Thule (hereinafter called "the Other Party") shall not apply.

CLAUSE 2. OFFERS

- 2.1 Offers by Thule, as well as other information contained in price lists and other documentation materials, such as prices, dimensions, colours and other specifications, shall be without engagement and shall be subject to changes, unless the contrary shows from the relative documents.
- 2.2 In the event that the Other Party does not accept an offer of Thule, it shall forthwith return to Thule the offer and all accompanying documentation.
- 2.3 Thule shall be entitled to charge to the Other Party the expenses involved with (the making of) an offer, provided that Thule has notified the Other Party thereof in writing in advance.

CLAUSE 3. AGREEMENTS

- 3.1 If the Other Party on the basis of an irrevocable offer of Thule places a written order, the Agreement shall be concluded at the moment the order is received by Thule.
- 3.2 In the event that a written order by the Other Party is not preceded by an offer of Thule, or follows an offer of Thule that is without engagement, then the Agreement is concluded at the moment that either the written confirmation of order is sent by Thule, or Thule commences the performance of the Agreement.
- 3.3 If and in so far as the procedure as referred to in the paragraphs 1 and 2 of this Clause takes place by means of EDI (Electronic Data Interchange) or fax, the EDI and fax messages shall be deemed equal to written documents.
- 3.4 When agreement is reached as described in the subclause above, this implies that the other party waives any right to apply its own terms and conditions.

CLAUSE 4. PRICES

- 4.1 The prices shall be stated in Euro's, exclusive of VAT, and shall be based on the delivery condition laid down in Clause 5 paragraph 2 hereof.
- 4.2 If there is an increase of one or more factors that determine the price, such as purchase prices, prices of materials or parts, labour costs, charges, taxes, currency exchange rates and the like after the conclusion of the Agreement but before delivery, Thule shall be entitled to adapt the sales prices accordingly.
- 4.3 Thule shall notify the Other Party as soon as possible in writing of the prices adapted pursuant to paragraph 2 of this Clause.
- 4.4 If the increase in price amounts to more than 10% of the original price, the Other Party shall be entitled to terminate the Agreement in writing within seven days after receipt of the aforementioned notification, unless this would be obviously unreasonable in view of the circumstances.
Termination of the Agreement pursuant to this Clause shall give none of the parties the right to claim reimbursement of any damage suffered.

CLAUSE 5. DELIVERY

- 5.1 The interpretation of the delivery conditions shall be governed by the "Incoterms", 1990 edition, as issued by the International Chamber of Commerce in Paris.
- 5.2 Delivery shall be made ex works, unless otherwise agreed.
- 5.3 The agreed periods of delivery shall under no circumstances be considered as being of the essence to the Agreement.
- 5.4 Thule shall do all that is reasonably possible to realize the delivery within the agreed term of delivery. As soon as Thule has knowledge of facts and/or circumstances that render the delivery within the agreed term impossible, it shall as soon as possible notify the Other Party thereof while stating the prospective new term of delivery.
- 5.5 If the obstruction of the performance as referred to in the previous paragraph continues for a period longer than three months after the term of delivery originally agreed, the Other Party shall be entitled to terminate the Agreement by means of a registered letter, without the parties being held toward each other to pay any damages.
- 5.6 If Thule for the purposes of execution of the Agreement needs information and/or documentation of the Other Party and/or third parties, or if certain formalities are to be fulfilled, the term of delivery shall start to run at the moment that all information and/or documentation is in the possession of Thule and/or all formalities have been fulfilled.
- 5.7 Thule shall have the right to make deliveries in parts.

- 5.8 If the Other Party fails to receive the goods at the time agreed, the risk with respect to the goods shall devolve from Thule upon the Other Party at the moment that the Other Party is in default, and Thule shall store and insure the goods for a reasonable period thereafter, all this at the expense and at the risk of the Other Party.

CLAUSE 6. OWNERSHIP

- 6.1 The ownership of the goods shall devolve from Thule upon the Other Party only after the Other Party shall have paid to Thule the purchase price and all that the Other Party shall be due to Thule under any purchase Agreement, as well as pursuant to claims (if any) resulting from its failure to perform its obligations under such Agreement(s).
- 6.2 The Other Party shall not be allowed to alienate, encumber, or establish any restricted right on the goods delivered to it under the retention of ownership, nor shall it in any other way dispose thereof in violation of the ownership retention, other than within the framework of its normal conduct of business.
- 6.3 In the event that the Other Party fails to perform its obligations under the Agreement, it shall by force of law be in default, and Thule shall - without prejudice to the provisions laid down in Clause 14 - be entitled without any further notification of default being required, to take back all goods on which an ownership retention rests.

The Other Party shall give Thule the opportunity to do the same, and shall grant Thule access to the place(s) where the goods are located.

CLAUSE 7. PAYMENT

- 7.1 Payment shall at the option of Thule either be made cash on delivery, or within 30 days after delivery.
- 7.2 The payments made by the Other Party shall in the first place be used to pay any expenses and interests due, and secondly to pay the outstanding invoices that are overdue the longest (if any), even in the event that the Other Party states that the payment relates to an invoice of a later date.
- 7.3 In the event that the Other Party fails to pay in time, it shall by force of law be in default without any further notification of default being required, and it shall be held to pay the statutory interest increased with 2 % over the amount due for the duration of the default.
- 7.4 All in and out of court expenses that Thule has to make in order to recover its claim(s) on the Other Party shall completely be at the expense of the Other Party. The out of court expenses shall be established at 15 % of the outstanding amount with a minimum of Euro 250.--.
- 7.5 Thule shall be entitled in cases to be determined in its discretion, by way of security for the performance of the obligations of the Other Party under the Agreement:
 - to deliver the goods cash on delivery exclusively;
 - to demand advance payment in full or in part;
 - to demand that the Other Party shall arrange that a credit institution that is acceptable for Thule grants an irrevocable and unconditional bank guarantee.
- 7.6 The expenses to be made in respect of the provisions laid down in paragraph 5 of this Clause shall be borne by the Other Party.
- 7.7 The Other Party shall not be allowed to set off claims it has on Thule with claims Thule has on the Other Party and/or to suspend payment obligations.

CLAUSE 8. ANCILLARY MATERIALS

- 8.1 The estimates, catalogues, pictures, drawings, specifications and other documents given at the disposal of the Other Party by Thule, as well as all models, moulds, matrices, stamps, tools and other ancillary materials used by Thule in carrying out the Agreement, including the ancillary materials that are bought or manufactured by Thule especially on behalf of the delivery to the Other Party, shall at all times remain the property of Thule.
- 8.2 The Other Party shall with respect to the documents and ancillary materials given at its disposal be obliged at its own expense:
 - to mark the same as the recognizable property of Thule;
 - to keep them in a good condition;
 - to insure them against all risks as long as it shall act as the custodian of the said ancillary materials;
 - to give them at the disposal of Thule at its first request.
- 8.3 The Other Party shall refrain from multiplying or copying the aforementioned documents or ancillary materials, from giving them at the disposal of third parties for inspection purposes, from handing the same over to third parties, from using them or having them used by or on behalf of and from transferring them to third parties, whether or not as a security, except with the previous consent in writing of Thule.

CLAUSE 9. TRANSFER OF RIGHTS AND OBLIGATIONS

Thule reserves the right to contract out to third parties the performance of its obligations under the Agreement entirely or in part.

CLAUSE 10. INDUSTRIAL AND INTELLECTUAL PROPERTY

- 10.1 If the Other Party has prescribed a specific construction, kind of material or working method, the Other Party shall indemnify Thule from and against any rights of third parties with respect to such construction, kind of material or working method, and it shall reimburse the damage suffered by Thule and/or third parties as a result thereof.
- 10.2 Thule herewith reserves all intellectual and industrial property rights with respect to the delivered goods - also in the event that these have been developed in cooperation with the Other Party - as well as with respect to the documents and ancillary materials described in Clause 8 paragraph 1.
- 10.3 At the first request of Thule, the Other Party shall provide its cooperation with respect to formalities that are required to establish and/or to confirm the property rights referred to in the previous paragraph.

CLAUSE 11. SECRECY

- 11.1 The Other Party guarantees that it shall keep secret towards third parties all business information coming from Thule, that in any way whatsoever has come or has been brought to its knowledge.
- 11.2 The business agreement reached as a result of combined developments by Thule and the other party may not, without written permission by Thule, be used for the purposes of any third party.

CLAUSE 12. GUARANTEE

- 12.1 Thule guarantees that the delivered goods or parts thereof shall for the duration of a period of 12 months after delivery be free from defects that are the direct result of faulty materials, faulty construction or of manufacturing errors.
- 12.2 In contravention to the provisions laid down in paragraph 1 of the present Clause, the guarantee for goods bought by Thule from third parties or that were developed and/or manufactured by third parties as ordered by Thule, shall be limited to the guarantee that Thule shall be able to realize with these third parties.
- 12.3 An invocation of the guarantee shall only be considered by Thule if this is submitted to Thule in writing either within 14 days after the defect has been detected, or within 14 days after the defect could reasonably have been detected.
- 12.4 All claims with respect to guarantees shall lapse if:
- the Other Party without the prior consent of Thule makes alterations to or repairs the delivered goods or lets third parties do the same;
 - the delivered goods are injudiciously used and/or used for other purposes than the original, normal purposes;
 - the user manual, or the mounting or assembly instructions have not strictly been adhered to;
 - with the mounting or assembly other parts than the original (and delivered) Thule parts have been used;
 - the defect is the result of other causes than faulty materials, faulty construction or manufacturing errors;
 - delivery of used (second hand) materials, parts or goods has been agreed;
 - the Other Party fails to perform obligations arising from the Agreement;
 - there are prescribed constructions, materials or working methods that have been provided for or prescribed by the Other Party;
 - there is insufficient or incorrect maintenance, or no maintenance at all;
 - the defect is caused by normal wear.
- 12.5 Minor deviations as to measure, colour, weight or number shall constitute no reason for an invocation of guarantee.
- 12.6 The expenses with respect to repairs to the delivered goods carried out without the prior consent of Thule by the Other Party itself or carried out by third parties at the order of the Other Party, shall under no circumstances be borne by Thule.
- 12.7 Thule under its obligations of guarantee shall only be held to repair or replace at its expense the goods delivered by it or parts thereof within The Netherlands. Thule reserves the right to charge any additional costs, such as travelling and lodging expenses, labour costs, shipment expenses and (dis)assembly costs to the Other Party.
- 12.8 If Thule for the purposes of performing its guarantee obligation delivers goods or parts thereof anew, the replaced goods or parts shall become the property of Thule at the moment of replacement.
- 12.9 Returned shipments shall exclusively be accepted after the prior consent in writing by Thule. The returning of shipments shall take place at the expense and risk of the Other Party.

CLAUSE 13. LIABILITY

- 13.1 Thule shall exclusively be liable for damage on the part of the Other Party and/or third parties if and in so far as the damage is the direct and immediate consequence of the execution of the Agreement by Thule.
- 13.2 Thule shall in no way whatsoever be liable towards the Other Party and/or third parties for any form of indirect damage, including (without limitation) loss of profits or income, the suffering of losses including loss of production, expenses of stagnation or delay, penalties or deductions and all payments to third parties.

- 13.3 The liability of Thule pursuant to the present Clause shall be limited to the amount for which Thule has covered its liability by insurances at the most, unless the Other Party proves that the damage is the result of gross culpability, gross negligence, or malice on the part of Thule.
- 13.4 Thule is in no respect liable for products that are directly or indirectly sold and/or used in the United States and/or Canada.
- 13.5 The Other Party shall indemnify Thule from and against all claims of third parties for reimbursement of damages for which Thule is not liable under the preceding paragraphs of the present Clause.
- 13.6 The Other Party shall inform Thule as soon as possible in writing of claims for damages as described in the present Clause.
- 13.7 Thule is not responsible for damages directly or indirectly resulting from incorrect assembly, which is understood to mean the use of inappropriate tools, methods of assembly other than those prescribed and the incorrect interpretation of the assembly instructions provided.

CLAUSE 14. CANCELLATION

- 14.1 In the event of a failure on the part of the Other Party to perform its obligations arising from the Agreement or from any Agreements arising therefrom, as well as in the event of its bankruptcy, if it is granted a suspension of payments (or if it has lodged an application thereto), and in the event of closing down, liquidation or take over of, or any comparable circumstance with respect to the enterprise of the Other Party, it shall be in default by force of the law. In that event Thule shall have the right unilaterally and completely or partially to cancel the Agreement without any notification of default being required and without interference of the court, by means of a registered letter to the Other Party, and/or to suspend its obligations under the Agreement, without Thule being held to pay any damages, and without prejudice to any further rights accruing to Thule, including the right of Thule on full reimbursement of damages suffered.
- 14.2 All claims that Thule in these events may have on the Other Party or may have on the Other Party in the future shall immediately and completely be due and payable.

CLAUSE 15. GOVERNING LAW, DISPUTES

- 15.1 The Agreement and any further Agreements arising therefrom shall exclusively be governed by the laws of The Netherlands. The United Nations Convention on Contracts for the International Sale of Goods (the so-called Vienna Sales Convention of 1980) shall not apply to the aforementioned Agreements.
- 15.2 Any disputes (including such that are considered to be disputes by one of the parties only) arising in connection with this Agreement or the Agreements arising therefrom between the parties shall at the option of Thule either be submitted for settlement to arbitrators, appointed and giving awards in compliance with the Arbitration Rules of The Netherlands Arbitration Institute (Reglement van het Nederlands Arbitrage Instituut (N.A.I.)) in Rotterdam (The Netherlands), or be submitted for settlement to the competent court in the District of Zwolle (The Netherlands).
- 15.3 Arbitration shall take place subject to the following provisions.
- The arbitral tribunal shall consist of three arbitrators.
 - The arbitration shall take place in Zwolle (The Netherlands).
 - The proceedings shall be conducted in the Dutch language.

CLAUSE 16. FINAL PROVISIONS

- 16.1 If and in so far as the Agreement (also) includes the performance of installation or mounting activities by Thule, the General Conditions for Installation Companies (Algemene Voorwaarden Installerende Bedrijven (ALIB '92)) shall apply, with the exclusion of the present General Conditions.
- 16.2 The present General Conditions originally were drawn up in the Dutch language. In the event of any unclarties or differences in interpretation and/or explanation of a translated version of these General Conditions, the Dutch text shall at all times prevail.

These general terms of sale, delivery and payment have been filed at the Chamber of Commerce and Industry in Zwolle in July 2000.

Gross prices/interim price change

Our prices are published in a separate price list in numerical order.
 Prices shown and quoted always exclude VAT. Interim price changes may occur and are reserved.
 Our actual prices can be requested online at: Sales.ttsnl@thule.com

How to give a prompt quote for fitting a towbar

Use the table below and the codes in this product catalogue to quickly and accurately calculate the all-in recommended price for fitting a Thule towing system (material + labour).
 Optimal service to your customer!

The calculated values were obtained with the following formula:

Gross price of towbar + gross price of wiring kit + (net workshop rate x prescribed fitting time)

The workshop rate is excl. VAT. Rates are based on the fastest possible fitting time.

Price codes	Rate
I	-
II	-
III	-
IV	-
V	-
VI	-
VII	-
VIII	-
IX	-
X	-
XI	-
XII	-

- If external activation is necessary, this can give rise to additional costs!
- Rates may vary due to possible price changes
- No rights can be derived from our all-in rates or from this calculation method.

Are you using another hourly rate than the rate given here? If you do, please visit www.thuletowbars.com, where you will find a handy tool for calculating your own all-in rates. Or ask your Thule contact person.

All prices and rates stated exclude VAT. Thule Towing Systems B.V. reserves the right to make interim changes to designs and /or prices. Although this catalogue has been compiled with the utmost care, no liability can be accepted for any inaccuracies, incompleteness or printing errors of whatever nature. No part of this publication may be reproduced without the written permission of Thule Towing Systems B.V.

Towbar



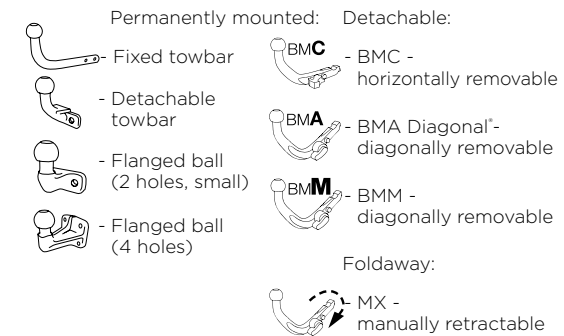
Vehicle type name



Year of manufacture



Towbar type



Towbar order number



Bumper cut -

- visible
- o invisible
- No mention = no cut necessary
- EC = European approval
- RDW = approved for the Netherlands only



Approval type



Maximum trailer weight



D-value



Maximum vertical load

Wiring kit



Polarity



Wiring kit order number



Wiring kit for vehicles with check control (bulb failure monitoring system) • = suitable



Wiring kit communicates with CAN data

- = yes



Fog lamp switch-off

- = automatic
- o = activation necessary
- D= Activation necessary at dealer



Parking sensor switch-off

- = automatic
- o = activation necessary
- S= by switch in vehicle
- D= Activation necessary at dealer



Trailer stabilisation activated

- = automatic
- o = activation necessary
- D= Activation necessary at dealer



Constant power

- = standard

No mention = function not supported/activated

Fitting times



Towbar fitting time:

- A 1-1,5 hours
- B 1,5 - 2 hours
- C 2 - 2,5 hours
- D 2,5 - 3 hours
- # > 3 hours



Wiring kit fitting time:


- E <0.5 hour
- F 0.5 - 1 hour
- G 1 - 1.5 hours
- H > 1.5 hours
- U Universal kit



All-in-one price code: cost of towbar + wiring kit + fitting



LEGEND



Ordering service

Telephone +31 (0) 522 469 555
Fax +31 (0) 522 469 788
E-mail sales.ttsnl@thule.com

Fitting support

Telephone +31 (0) 522 469 355
Fax +31 (0) 522 469 720
E-mail aftersales.ttsnl@thule.com

Thule Towing Systems BV
P.O. Box 24, 7950 AA Staphorst, The Netherlands
T +31 (0) 522 469 555
F +31 (0) 522 469 788
E sales.ttsnl@thule.com
I www.thule.com



» PART OF THULE GROUP

Bring your life
thule.com